

Hello, I'm a
Funny
Money Box!

Mischief Bank



the best gift for you



- NO.6801-1
- NO.6801-2
- NO.6801-3
- NO.6801-4
- NO.6801-5

**AGE
6+**

**Thank
you**

Mischief Bank



The best gift for you



Hello ,I' a
Funny
Money Box!



Mischief Bank

Hurry up to collect

Lovely style

The best quality & design is just for you!

Making the world smile it will bring you more infinite happiness.

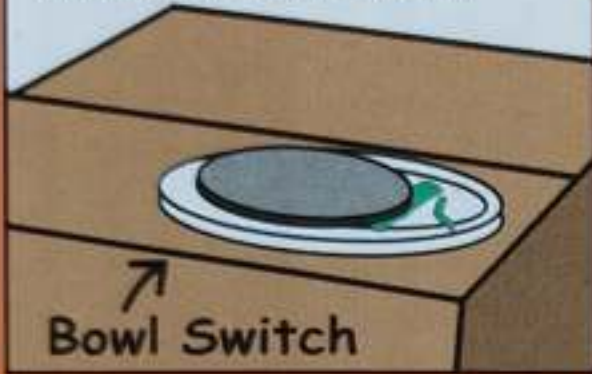


Hello ,I' a
Funny
Money Box!

Mischief Bank

Hurry up to collect

1. Press the bowl switch



2. Head out and talk



3. Put the money into the cabinet.



4. Where is my money



تمت وفقا للمواصفات والمعايير الدولية
Tested according to international standards



NOT SUITABLE FOR CHILDREN UNDER 3 YEARS AND TO SMALL PARTS



غير مناسب للأطفال الذين تقل أعمارهم عن 3 سنوات
وغير مناسب للأجزاء الصغيرة
المصدر: الصين
COUNTRY OF ORIGIN: CHINA
بإذن: الصين



WARNING:

CHOKING HAZARD-
Small parts, Not for children under 3 years

MADE IN CHINA

Distributed by **Imported by**
CHANNEL DISTRIBUTION UNITED ENTERTAINMENT
De Gaffel 25, 9206AV Drachten The Netherlands
UE04753 Money Box Panda Bank



8 7 1 8 2 7 4 5 4 7 4 0 5

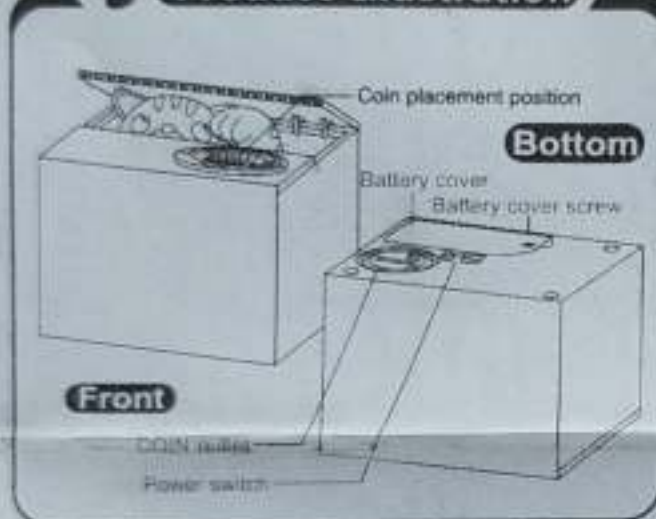
MISCHIEF PIGGY BANK MANUAL

⚠ CAUTION

- Adult supervision required
- Only use standard coins
- Only use 1.5V AA battery



Product Illustration



Instructions

- 1 Make sure the coin outlet is closed.
- 2 Turn the bottom power switch to the ON position.
- 3 Put a coin to the correct position and gently press the coin.
- 4 After about one second, the animal head rises from under the box cover. And its hand will take the coin into the box.
- 5 It's hand will take the coin and drag it into the box.



COINS PLACEMENT



Features :

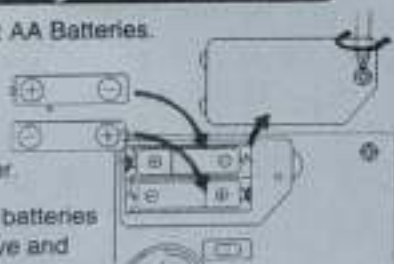
- Capacity: Up to 40 coins
- Powered by: 2*AA battery (not included)



Battery installation

This product uses 2x AA Batteries.

- 1 Unscrew the battery cover screw, and remove the cover.
- 2 Place 2 new AA batteries in marked positive and negative position.
- 3 Place the battery cover back on and tighten the screw.



How to take the coin out

- 1 Before taking the coin out, please turn the power switch to the OFF position.
- 2 Turn in the direction of the arrow to unscrew the coin outlet lid.
- 3 Removes all the coins.
- 4 Place the coin outlet lid back on, and turn in the opposite direction of the arrow to close the lid.



Special tips

- Turn power off when not in use.
- This product is fragile, please handle with care.
- Remove the batteries, when putting the product in storage.
- Do not place product near extreme heat.

Not recommended for children under the age of 4.

LITTLE PANDA

bamboo



Fresh Make



INFORMATION

Imported by:

United Entertainment B.V.
De Gaffel 25
9206 AV Drachten
The Netherlands



Made in China

PO#50004055



