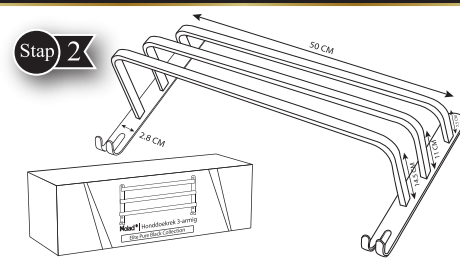
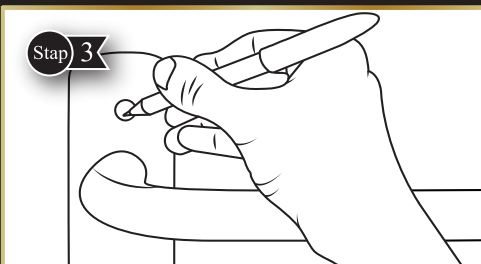


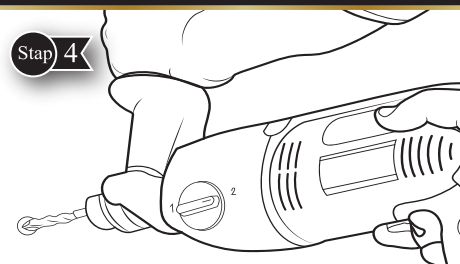
1. Verzamel alle onderdelen van het handdoekrek.



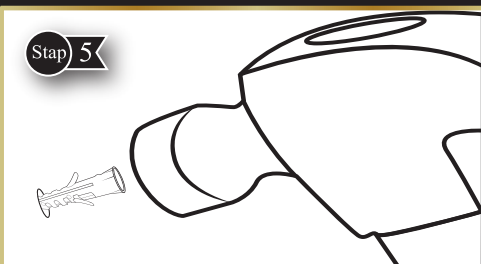
2. Monteer de onderdelen tot een geheel.



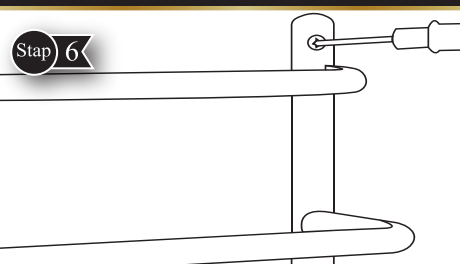
3. Markeer de gewenste locatie.



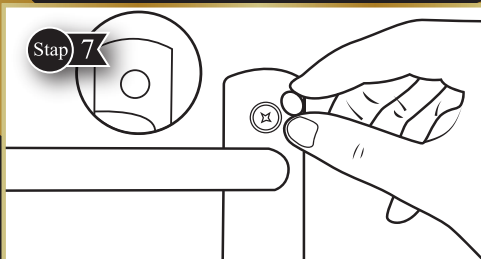
4. Boor gaten op de gemarkeerde punten.



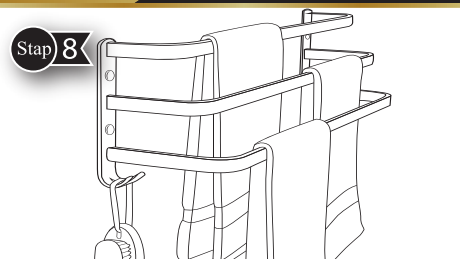
5. Sla de pluggen in de geboorde gaten.



6. Draai de schroeven strak vast in de muur.



7. Plaats de decoratieve dopjes op de schroeven.



8. Geniet van de blikvanger in jouw badkamer!