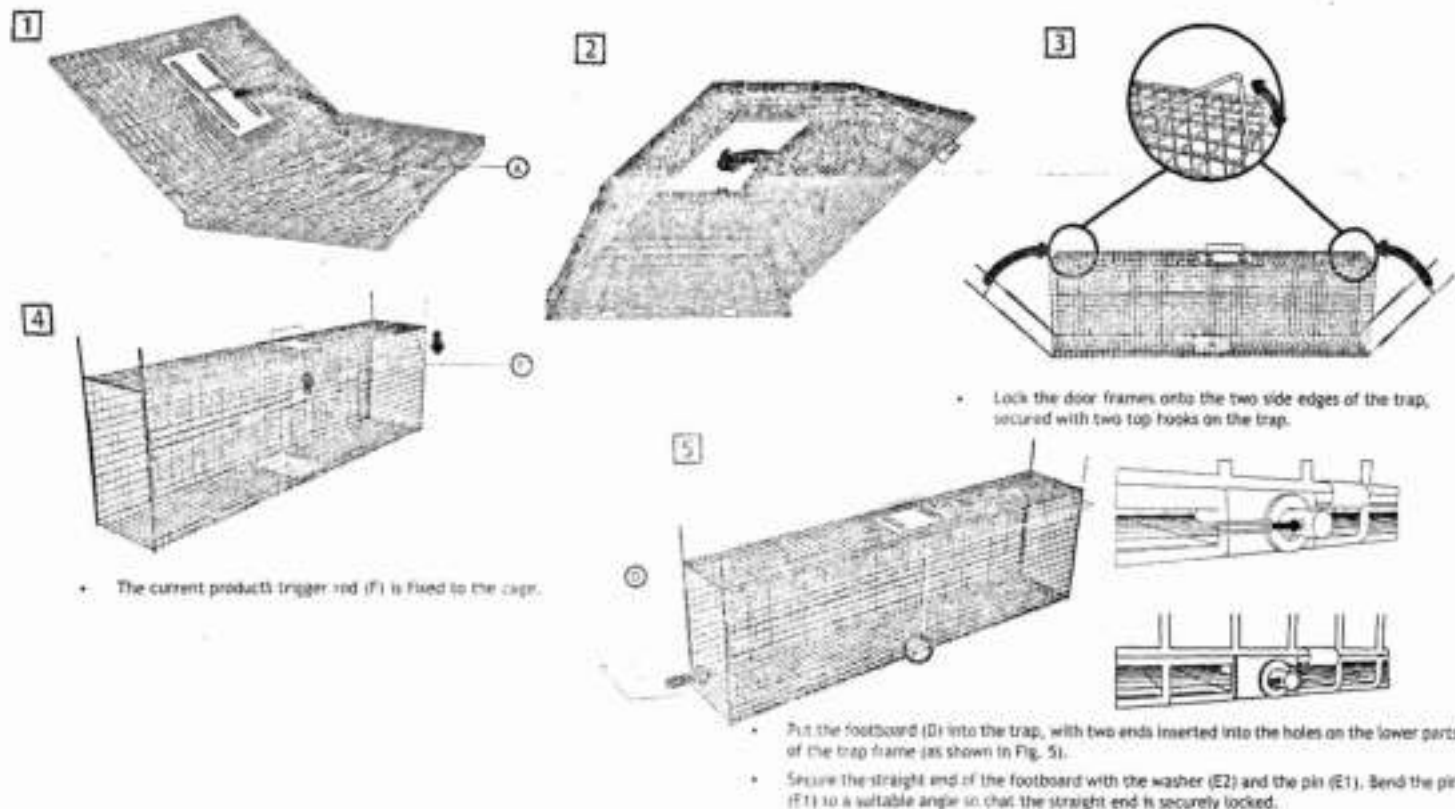


maxx

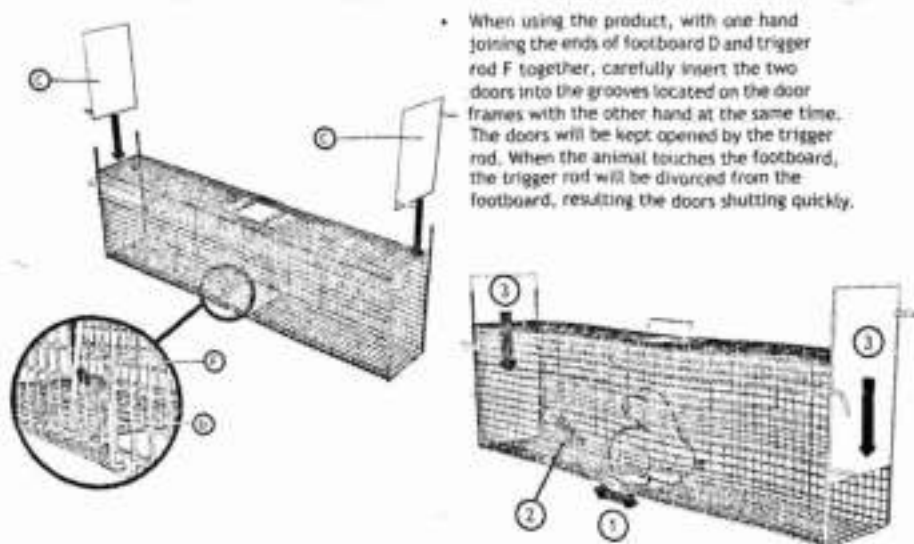
PRODUCT DESCRIPTION

Made of sturdy metal mesh, the animal trap is ideal for trapping small animals, such as cats, rabbits, ferrets, raccoons, foxes, caviars, etc. Small mesh openings prevent trapped animals from escaping or being stolen. The foldable handle is convenient for transportation, while smoothed internal edges protect and prevent injuries to animals. The trap is also easy to assemble and use, with sensitive trigger system increasing the possibility and accuracy of trapping.

ASSEMBLY



USAGE

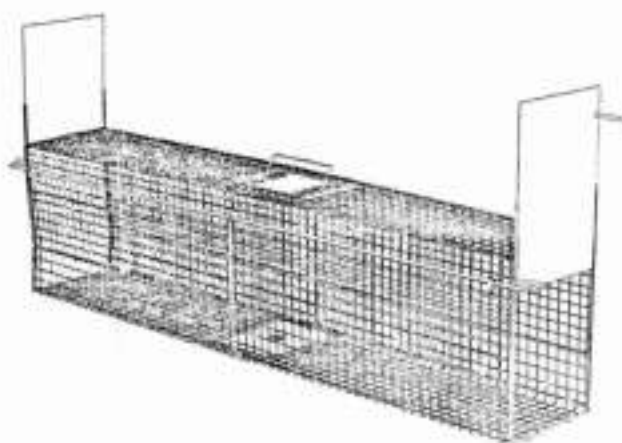


MAINTENANCE

1. For better and safer performance, keep all parts clean and dry.
2. Use a damp cloth to wipe the product. Then dry it with a dry, clean cloth.
3. Never remove the dirt by scratching the surface with a sharp object.
4. Do not place heavy objects on the product.
5. Never use corrosive cleaners to wash the product.



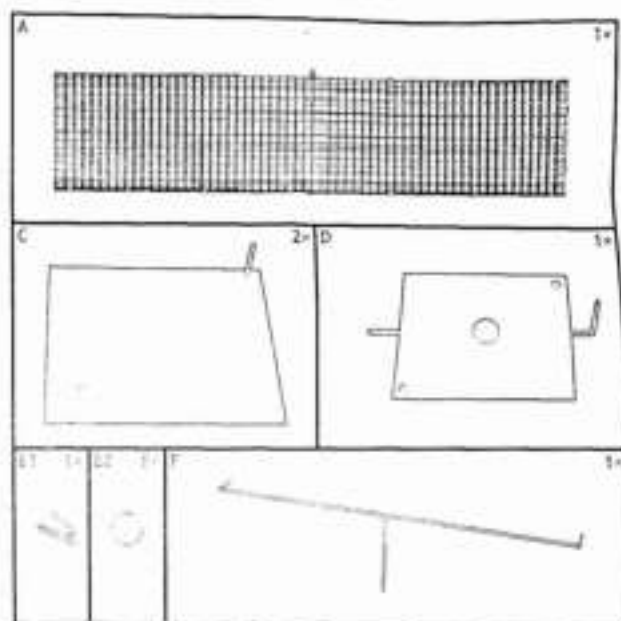
ANIMAL TRAP 20138 ORIGINAL INSTRUCTION MANUAL



TECHNICAL DATA

Product size	117x30x34cm
Numbers of doors	2
Diameter of the wire	2.5mm
Mesh size	25.4x25.4mm
Thickness of the door	1.0 mm

PARTS LIST



DEAR CUSTOMER,

Thank you for choosing MAXXTOOLS product. Please read this manual carefully before assembling or using the product, to avoid damage caused by improper use. If the product is passed on to third parties, this manual has to be passed on along with the product.



SAFETY INSTRUCTIONS

1. Read the instructions carefully before use. Keep the manual in a safe place for future reference.
2. Only carry the product by the handle. Be cautious when assembling the product to prevent from being injured by sharp edges.
3. Make sure that all parts are installed properly before each use.
4. Be careful not to be bitten or scratched when you carry the product with animals inside.
5. Do not allow children to stand upon or climb into the product.
6. The product is for small animals only.
7. Keep children away from the product. Never allow children to play with it.
8. NEVER put the product on a wooden deck or any other surface that you do not want to scratch.
9. Put the bait on the footboard.
10. Do not put the bait close to the enclosure to avoid the bait being reached from the outside.
11. Check the product at least once a day. Caged animals should be treated humanely.
12. Only have the product assembled by an adult.