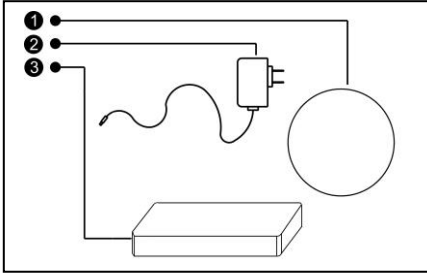


Magnetic Levitating Moon Lamp Operating Instructions

Magnetic levitating moon lamp operation steps

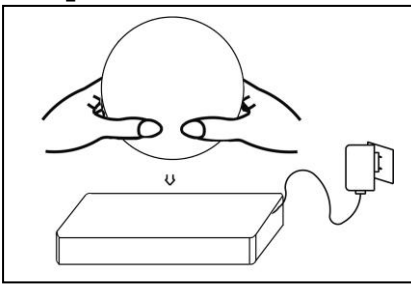
When the moon is just at a point where the magnetic repulsion and the moon's own gravity balance, the moon can float above the base. To find this balance, you need to be patient enough to try and practice. To ensure the user experience, please follow the steps below:

1. Contains objects:



1. The moon
2. DC transformer (output: 12V, 1A; input: 110-240V-50/60Hz.)
3. Magnetic suspension base

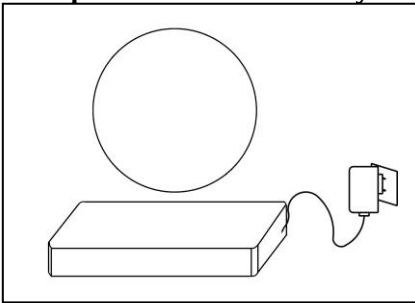
2, Suspend the moon:



Place the base of the magnetic levitation moon on a stable, horizontal plane;

Plug in the power, hold the moon with both hands, the moon is placed vertically in the hands, the bottom of the moon is aligned with the center of the base, and placed vertically downwards. When you feel a force to suspend the moon, slowly release your hands, then the moon will completely overcome gravity and float in midair. As shown on the left: When it is felt that the force of the edge of the base pulls the moon in different directions, the suspension fails. At this time, do not release the moon from the hand, correct the direction of the moon again and place it vertically, and the bottom is vertically aligned with the center of the suspension base and re-suspended.

3, Suspension successfully:



When the moon is successfully suspended, you can control the moonlight by gently touching the power mark above the base.

Precautions:

A floating temperature built-in temperature control instrument, when the base temperature reaches 55 degrees or more, the temperature controller will automatically cut off the internal power supply of the base to ensure the safety of the base. In such a case, unplug the power and wait for 10-20 minutes for the base to cool before attempting to suspend again.

Caveat!

1. Please ensure that the product is placed on a stable desktop and that there are no metal objects near the product that will interfere with the magnetic field.
2. Please do not place this product in a humid environment.
3. Please ensure that the input voltage connected to the power adapter is a safely configured power supply in accordance with national standards. Do not use a different AC Adapter than the one provided. Otherwise, the magnetic levitation device will be damaged.
4. Please place the electronic products at least 20CM away from the magnetic levitation device, such as computers, mobile phones, cameras, bank cards, etc.
5. People with heart disease and a pacemaker, please stay away from this product.
6. This product is not a toy, not suitable for children under 12 years old.
7. This product is for indoor use only.