
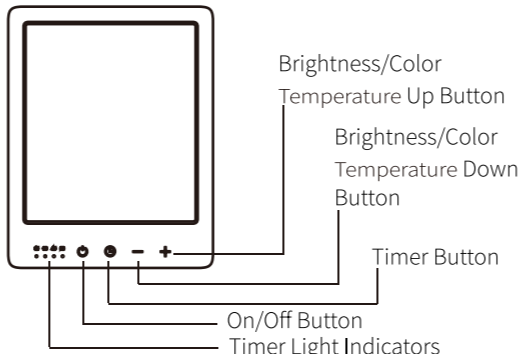









|  |   |  |  |
|--|---|--|--|
| <p style="text-align: center;"><b>User Manual</b><br/>Ver-D1.0</p>  <p style="text-align: center;">Thank you for purchasing this product.To ensure properly use and trouble-free operation,please read this manual carefully and store it in a safe place for future reference.</p> <p style="text-align: right;"><b>1</b></p> | <p><b>PACKAGE CONTENTS</b></p> <ul style="list-style-type: none"> <li>• 1 X Light Therapy Lamp</li> <li>• 1 X Power Adapter</li> <li>• 1 X USB Charging Cable</li> <li>• 1 X User Manual</li> </ul> <p><b>TECHNICAL SPECIFICATIONS</b></p> <ul style="list-style-type: none"> <li>• Adapter :<br/>Input: AC 100-240V<br/>Output: DC 5V - 2A</li> <li>• Light Intensity:10000Lux (5 inches distance)</li> <li>• Color Temperature: 2700K- 6500K</li> <li>• Spectrum:UV-Free</li> </ul> <p><b>PRODUCT OVERVIEW</b></p>  <p style="text-align: right;"><b>2</b></p> | <p><b>OPERATING INSTRUCTIONS</b></p> <p><b>1. Power On/Off</b><br/>touch the  Button to power on/off.<br/>Note:Do not look directly into the Light Therapy Lamp.</p> <p><b>2. Adjusting Timer</b><br/>Touch  button to set the timer. There are a total of 4 timer light indicators which stand for 15-minutes timer,30-minutes timer,45-minutes timer and 60-minutes timer respectively.<br/>The device will continuous work when all the timer lights are off.<br/>(Black means the timer light indicators are off and white means the timer light indicators is on.)</p> <p><b>3. Adjusting Brightness</b><br/>Short Press  and  button to alter the brightness.Ten brightness levels are offered.<br/>Touch and hold the  button ,the color temperature of the light will become warmer(yellow).Touch and hold the  button,it will become cold(white).<br/>Note:The color temperature can be altered from 2700K to 6500K.</p> <p style="text-align: right;"><b>3</b></p> | <p><b>LIGHT BENEFITS</b></p> <p>The Light Therapy Lamp brings the light of a springtime morning into your home or office. Using it on a regular basis during the fall,winter and spring months will not only keep your moods and energy level up,but it will also pleasantly brighten your home or office.Whether used as a task light, reading lamp, or placed it on the shelf for enjoyable ambient light,it can be put to good use for much more than your regular 20-30 minutes light therapy session each morning.</p> <p style="text-align: right;"><b>4</b></p> |
|--|---|--|--|

|  |  |   |  |
|--|--|---|--|
| <p><b>HOW TO USE</b></p> <p>The Light Therapy Lamp should be positioned as close as 5 inches,but within 20 inches of your face and should be slightly off-center of your face.Turn the lights on a full gear and use it for 20-30 minutes session in the early morning if possible. Such as read, eat breakfast, talk on the phone, etc.There is no need to look directly into the light.<br/>If you experience increased irritability,excessive energy, and/or any discomfort consistently during or after using, please decrease the length of your sessions,turn brightness down or move the light several inches further away from you.</p> <p style="text-align: right;"><b>5</b></p> | <p><b>FEATURES</b></p> <p><b>1.Safety Design</b><br/>Emulate noonday sun,Full-Spectrum,UV-Free,provides the recommended 10,000Lux (5inches distance).<br/>To ensure the safety of you and your property, the device will automatically shut down if its temperature is too high.</p> <p><b>2.Humanized design</b><br/>When turn on the device or adjust brightness,the device will can rise slowly,not dazzling,no flicker or no hum noise.</p> <p><b>3.Easy to Use</b><br/>4 Buttons makes it easy to use. You can set 10 brightness levels and 4 timers easily.</p> <p style="text-align: right;"><b>6</b></p> | <p><b>SAFETY INSTRUCTIONS</b></p> <p>A.Don't look directly into the Light Therapy Lamp.<br/>B.Store this device in a cool,dry place as it is not waterproof.<br/>C.Keep this device away from any flames or other heat sources.</p> <p><b>WARRANTY INFORMATION</b></p> <p>If you have any product question ,please contact our e-mail: _____<br/>Your name: _____ Order number: _____<br/>E-mail: _____ Phone: _____</p> <p style="text-align: right;"><b>7</b></p> | <p style="text-align: center;"><b>CEFC RoHS</b> </p> <p style="text-align: right;"><b>8</b></p> |
|--|--|---|--|