

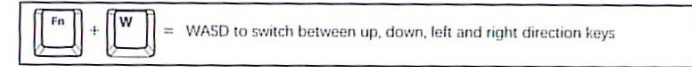
Thank you for choosing our **FREEWOLF** K65 mechanical keyboard. It not only has a variety of functions and lighting effects, but also can be DIY and simply assembled according to your own competitive needs, interests, etc., while enjoying the fun of doing it. Whatever effect you want, we hope it can bring you a new sense of product operation.

## Product Description:

1. This keyboard is a wired true mechanical keyboard: 78-key design.
2. The main control adopts high-performance RY 1060 MCU design. The full-speed USB communication protocol meets the speed requirements in competitive games and supports USB wired updates.
3. The wire is an all-copper core wire, Type-C design, UAB2.0 full-speed connection device, supports 1000 report rate.
4. Adopt international A-grade high-quality 1.6mm FR-4 double-layer PCB circuit board.
5. Full keyboard monochrome rainbow lighting design, each LED light has 256 levels of PWM, which is delicate and soft, and combined with a variety of cool lighting effects, adds splendor to the game.
6. Compatible with Win8/Win10/Win11/MAC and other operating systems.
7. No conflict with full keys.
8. Data line USB voltage range: 4.5V-5.5V.
9. Working current: 250mA.
10. Product size: (L) 356.2mm x 108.9(W) mm x 40.8(H) mm.
11. Product weight: 650g±15g.

## Function of FN Combination Key:

+  = F1	+  = F7
+  = F2	+  = F8
+  = F3	+  = F9
+  = F4	+  = F10
+  = F5	+  = F11
+  = F6	+  = F12
+  = Lock WIN key, press again to unlock	
+  = Reset (restore lighting mode) (Press and hold for 3 seconds)	
+  = Print Scr	+  = Scroll Lock
+  = Pause	+  = Insert
+  = Home	+  = Page Up
+  = DEL	+  = End
+  = Page Down	+  = DEL
+  = --	+  = Switch side light mode
+  = Conversion between numeric keys and F area	



## Backlight Mode:

FN+\ switches the backlight key switching mode, there are 11 backlight modes in total

They are backlight always on, pointing to the country, cross point flash, superimposed flash to the middle, diagonal change, up and down horse racing, cycle switching such as circular horse racing, pointillism diffusion, waves, left and right reverberation, and closing.

FN+I: Turn on backlight, 0-30%-70%-100%, 4 levels in total (default 3rd level)

FN+!: Turn off the backlight, 0-30%-70%-100%, 4 levels in total (default 3rd level)

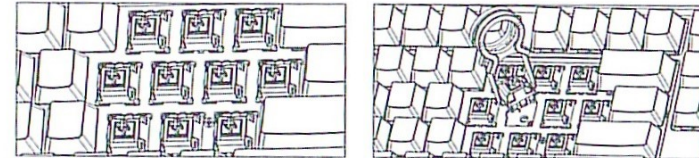
FN+~: Light breathing speed - a total of 3 adjustable speeds (default is 2nd)

FN+~+: Light breathing speed + There are 3 adjustable speeds in total (default is 2nd level)

FN+Ctrl-R: Switches the side light, cycling through three modes: on-breathing-off (on by default)

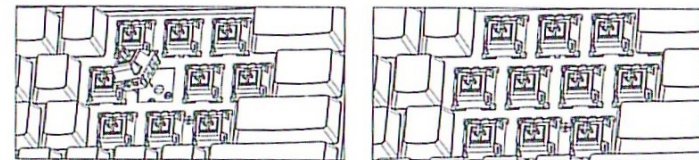
## Hot Swappable Operation Steps:

Hot swap: can replace different switch, customize your favorite tactile and auditory feedback, the 3 pin switch seat is compatible with most mechanical switch.



① Pull out the keycap with a key puller

② The switch puller pulls out the switch



③ Proofreading pins and holes

④ Press the switch vertically