


Model: BV6200 Pro (EEA)



IMEI1:353326510353008




IMEI2:353326510353016


A

Blackview 6GB|128GB


Model: BV6200 Pro (EEA)



IMEI1:353326510353008




IMEI2:353326510353016




S/N:BV6200ProEEA0012053

B

Model: BV6200 Pro (EEA)




IMEI1:353326510353008




IMEI2:353326510353016

C

Model: BV6200 Pro (EEA)



IMEI1:353326510353008



IMEI2:353326510353016



6 931548 314707

Color: Black

Blackview BV6200 Pro ^{4G}

Powered by Android™ 13



MT6765V/WB
Octa core 2.3GHz



13000mAh Battery



6.56" 720*1612
HD+ IPS



Front: 8.0MP Rear: 13.0MP



6GB RAM+128GB ROM

Dimension: 174.4*82*19.2mm

*All information is for reference only, prevail in kind
Comes with the Google™ app and Google Chrome™
Google, Android and Google Chrome are trademarks of Google LLC.
Shenzhen DOKE Electronic Co., Ltd
Address: 801, Building3, 7th Industrial Zone, Yulu Community,
Yutang Road, Guangming District, Shenzhen, China.

• Battery included, please do not place the device in a high temperature environment;
Please charge it for at least half an hour before turning it on; For more safety instructions,
please read the enclosed instruction manual.

• Batterie incluse, veuillez ne pas placer l'appareil dans un environnement à haute
température; Veuillez le charger pendant au moins une demi-heure avant de l'allumer;
Pour plus d'instructions de sécurité, veuillez lire le manuel d'instructions ci-joint.

• Batería incluida, no coloque el dispositivo en ambiente de alta temperatura; Carguelo
durante al menos media hora antes de encenderlo. Para obtener más instrucciones de
seguridad, lea el manual de instrucciones adjunto.

• Batterie enthalten, bitte stellen Sie das Gerät nicht in eine Umgebung mit hohen
Temperaturen; Bitte laden Sie es mindestens eine halbe Stunde lang auf, bevor Sie es
einschalten. Weitere Sicherheitshinweise finden Sie bitte in der beiliegenden
Bedienungsanleitung.

• Batteria inclusa, non posizionare il dispositivo in un ambiente ad alta temperatura;
Si prega di caricarlo per almeno mezz'ora prima di accenderlo; per ulteriori istruzioni di
sicurezza, leggere il manuale di istruzioni allegato.



ADF 22 0022 210
210-150827

CE RoHS



Made in China



www.blackview.hk