



AudioCast

Wireless Multi-room Audio System

V2.0

Introduction

AudioCast is an innovative and dedicated wireless sound streamer which is able to turn your current speakers, soundbars and home theatre speakers into a Wireless Multi-Room Sound System by connecting to your home WiFi Network. The specialized iOS and Android App offers the easiest and best user-friendly experience for music streaming and multi-room sound system set up.

AudioCast solo also provides the most powerful playback options, which allows you to stream synchronized music or multiple kinds of music from your cellphone, online music services or your home media center with awesome sound quality in multiple rooms.

What's in the package



AudioCast x 1



USB Cable x 1

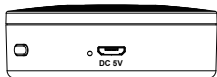


Line-in Cable x 1

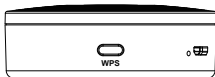


Quick Start Guide x 1

Interface



DC IN



WPS Button




Audio Out

* Power Adapter is not included,Any other 5V/1A USB Power Adapter will work.

How It Works



Wi-Fi Router



Speaker

App Download

- To use your AudioCast unit, please download AudioCast App from App Store or Play Store



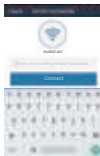
available in store:



Connection Option 1

Wireless Connection for iOS and Android devices

- Connect your cellphone to your home network.
- Run AudioCast App and choose Add Device.
- Type the password of your home router in AudioCast App.
- Press WPS button on the device "WPS" to configure.



*Once connected, the device will be encrypted, the password is the same as your router's. To connect more units, no need to input password.

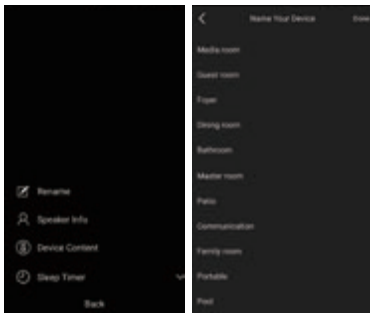
Connection Option 2

- Enter "Setting"-> directly connect AudioCast units.
- After connecting with your AudioCast unit, you can stream local music from the phone to the speaker.
- To open the control platform enter <http://10.10.10.254/> into your browser.
- Choose WiFi-> your WiFi Router-> enter the password and you should connect successfully.



Name Your Device

- After login, you can name your device as follows



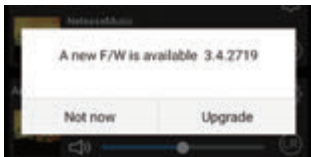
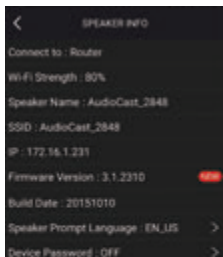
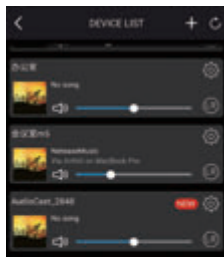
Reset

Method1: press WPS for 5~8 seconds.

Method2: Follow steps: device setting->speaker info->restore factory setting.

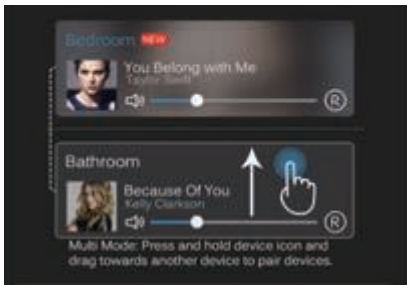
Firmware Upgrade

- OTA upgrade can be done globally as follows.



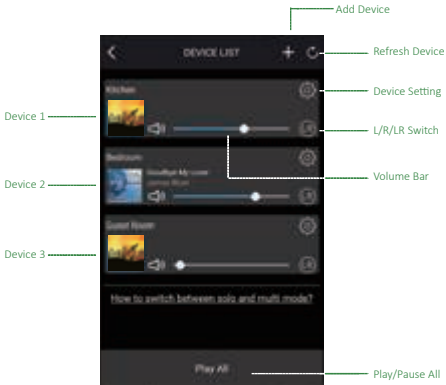
Multi-Room Streaming Control

- AudioCast can be set in several groups, such as all room play same song, 2 room play songA, 3 room play songB, each room play different songs.
- Set up Multi-Room: Press one device and hold, drag to the top of another device which you want to pair.
- Remove Multi-Room: Press the device you want to remove and hold, draw to the blank space.



Device Control

Device Control includes multiroom streaming control, multi-channel control, device setting, device rename, speaker info, password setup, language setting, timing power off, music alarm.



Playback menu

Playback offer a comprehensive control for music playback. It will change background color and coverart according to your music style.

Audio Source
Indicator

Coverart

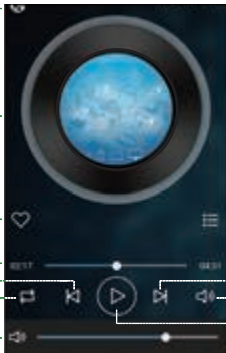
Favorite

Progress Bar

Previous

Loop

Volume Bar



Playing list

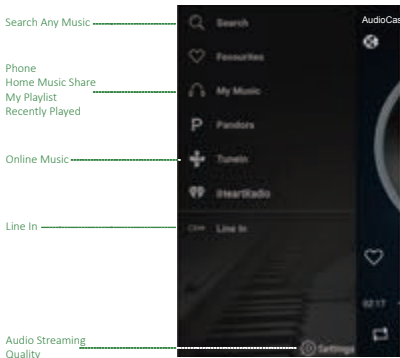
Next

Volume Button

Play/Pause

Audio source

- My Music: Local stored music/Home Music Share/PlayList will be shown under this menu. Network share will be only shown after connected and found.
- Spotify: Spotify streaming require an subscription with preimum account, then use spotify connect button to stream.



* Online music service will change accroding to updates.

FAQ

1. Does it support Airplay and third-party DLNA apps?

Yes, it supports Airplay perfectly and third-party DLNA apps, such as BubbleUPNP, AllCast, iMediaShare...

2. Can you suggest some NAS brand which is well compatible with your device?

Qnap and Synology are suggested NAS device, open the DLNA option in setting

3. How many rooms does the system support to group up?

Up to eight, when in good wifi condition.

4. What is the distance your wireless audio system can cover?

Our system connects with your home router, you can stream your music anywhere WiFi signal covers.

5. Can it work without Internet?

Our device will also give WiFi hotspot itself. You can stream the music from your mobile device by connecting the device hotspot.

6. What it will happen when call coming in? Can I do other things when stream music?

Our system can run in the background, it will keep playing while you are having a call, and you can also do other things, like playing games.

7. Can it play high resolution music? Does it support 24bit/192khz sample rate?

Yes, our device can play APE, FLAC within normal bit rate range. It also supports decoding 24bit/192khz music files.

8. How many languages does the App have?

Currently, we have English, French, German, Spanish and will offer more by online update.

Our device will auto-detect your mobile device language and switch to it automatically .



© Copyright 2016 by iEAST. All Rights Reserved.

The information contained in this manual is believed to be accurate and reliable. iEAST assumes no responsibility for any errors contained in this manual. iEAST reserves the right to make changes in the specifications and/or design of the above mentioned product without prior notice. The diagrams contained in this manual may also not fully represent the product that you are using and they are for illustration purposes only. iEAST assumes no responsibility for any differences between the product mentioned in this manual and the product you may have.