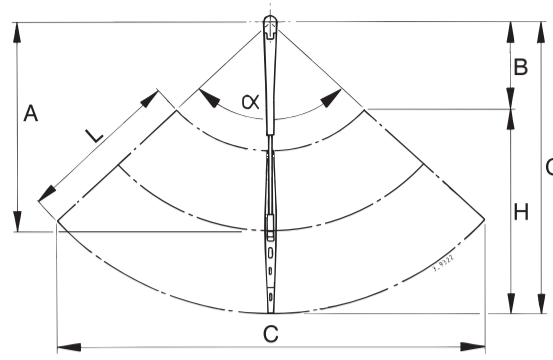


⚠ L [mm] x A [mm] x α [°] < 17.800.000

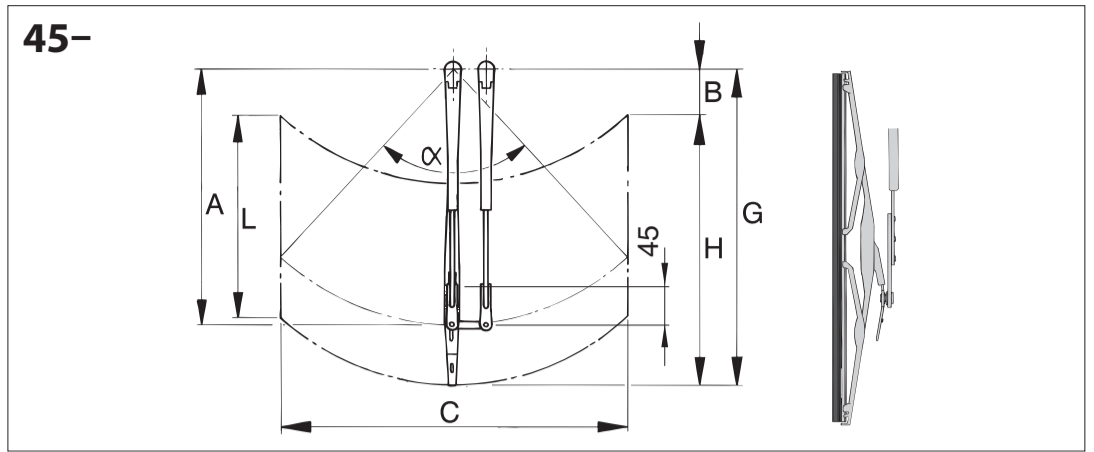
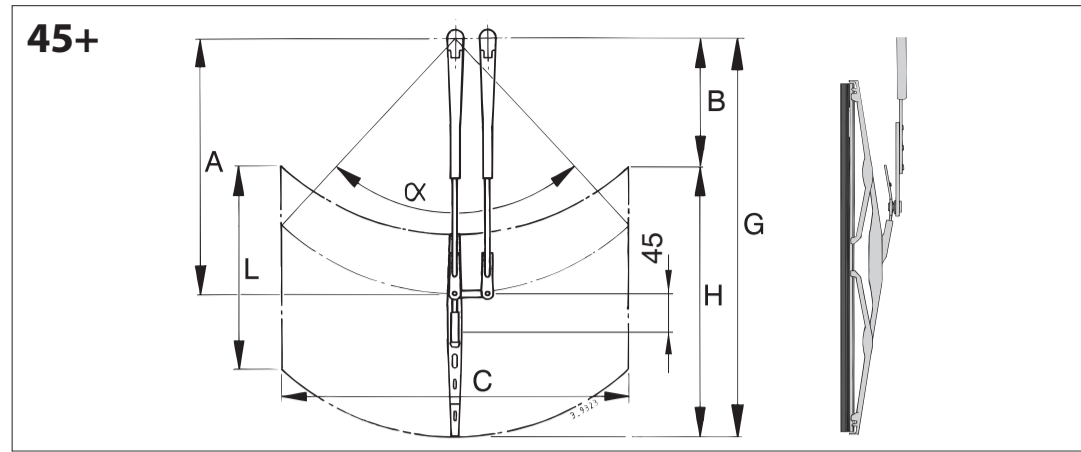


		<b>WBB30</b> <b>WBS30</b>	<b>WBB41</b> <b>WBS41</b>	<b>WBB51</b> <b>WBS51</b>
L		<b>305 (12")</b>	<b>410 (16")</b>	<b>508 (20")</b>

<b>RWAS</b> <b>SSAS</b> <b>DINPS</b> <b>DINSS</b>	A	min. 280 (11")			max. 366 (14 7/16")			min. 280 (11")			max. 366 (14 7/16")			min. 280 (11")			max. 366 (14 7/16")		
	G	433 (17 1/16")			519 (20 7/16")			485 (19 1/8")			571 (22 1/2")			534 (21")			620 (24 7/16")		
	α	B	C	H	B	C	H	B	C	H	B	C	H	B	C	H	B	C	H
	40°	120 (4 3/4")	296 (11 5/8")	313 (12 5/16")	201 (7 15/16")	355 (14")	318 (12 1/2")	70 (2 3/4")	332 (13 1/16")	415 (16 5/16")	151 (5 15/16")	391 (15 3/8")	420 (16 9/16")				105 (4 1/8")	424 (16 11/16")	420 (16 9/16")
	50°	116 (4 9/16")	366 (14 7/16")	317 (12 1/2")	193 (7 5/8")	438 (17 1/4")	325 (12 13/16")	68 (2 11/16")	410 (16 1/8")	417 (16 7/16")	146 (5 3/4")	483 (19")	425 (16 3/4")				102 (4")	524 (20 5/8")	425 (16 3/4")
	60°	110 (4 5/16")	433 (17 1/16")	322 (12 11/16")	185 (7 5/16")	519 (20 7/16")	334 (13 1/8")	65 (2 9/16")	485 (19 1/8")	420 (16 9/16")	139 (5 1/2")	571 (22 1/2")	432 (17")				97 (3 13/16")	620 (24 7/16")	432 (17")
	70°	104 (4 1/8")	496 (19 1/2")	328 (12 15/16")	175 (6 7/8")	595 (23 7/16")	344 (13 9/16")	61 (2 3/8")	556 (21 7/8")	424 (16 11/16")	132 (5 3/16")	655 (25 13/16")	439 (17 5/16")				92 (3 5/8")	711 (28")	439 (17 5/16")
	80°	98 (3 7/8")	556 (21 7/8")	335 (13 3/16")	164 (6 7/16")	667 (26 1/4")	355 (14")	57 (2 1/4")	624 (24 9/16")	428 (16 7/8")	123 (4 13/16")	734 (28 7/8")	448 (17 5/8")				86 (3 3/8")	797 (31 3/8")	448 (17 5/8")
	90°	90 (3 9/16")	612 (24 1/8")	342 (13 7/16")	151 (5 15/16")	733 (28 7/8")	368 (14 1/2")	53 (2 1/16")	686 (27")	432 (17")	114 (4 1/2")	808 (31 13/16")	457 (18")				79 (3 1/8")	877 (34 1/2")	457 (18")
	100°	82 (3 1/4")	663 (26 1/8")	351 (13 13/16")	137 (5 3/8")	794 (31 1/4")	381 (15")				103 (4 1/16")	875 (34 7/16")	468 (18 7/16")						
110°	73 (2 7/8")	709 (27 15/16")	359 (14 1/8")	122 (4 13/16")	849 (33 7/16")	396 (15 9/16")				92 (3 5/8")	935 (36 13/16")	479 (18 7/8")							

<b>RWAL</b> <b>SSAL</b> <b>DINPL</b> <b>DINSL</b>	A	min. 395 (15 9/16")			max. 481 (18 15/16")			min. 395 (15 9/16")			max. 481 (18 15/16")			min. 395 (15 9/16")			max. 481 (18 15/16")		
	G	548 (21 9/16")			634 (24 15/16")			600 (23 5/8")			686 (27")			649 (25 9/16")			735 (28 15/16")		
	α	B	C	H	B	C	H	B	C	H	B	C	H	B	C	H	B	C	H
	40°	228 (9")	375 (14 3/4")	320 (12 5/8")	309 (12 3/16")	433 (17 1/16")	325 (12 3/16")	179 (7 1/16")	410 (16 1/8")	421 (16 9/16")	259 (10 3/16")	469 (18 7/16")	427 (16 3/16")	132 (5 3/16")	444 (17 1/2")	517 (20 3/8")	213 (8 3/8")	503 (19 13/16")	427 (16 13/16")
	50°	220 (8 11/16")	463 (18 1/4")	328 (12 5/16")	298 (11 3/4")	535 (21 1/16")	336 (13 1/4")	172 (6 3/4")	507 (19 15/16")	428 (16 7/8")	250 (9 13/16")	580 (22 3/16")	436 (17 3/16")	128 (5 1/16")	549 (21 5/8")	521 (20 1/2")	206 (8 1/8")	621 (24 7/16")	436 (17 3/16")
	60°	210 (8 1/4")	548 (21 9/16")	337 (13 1/4")	284 (11 3/16")	634 (24 5/16")	349 (13 3/4")	165 (6 1/2")	600 (23 5/8")	435 (17 1/8")	239 (9 7/16")	686 (27")	447 (17 5/8")	122 (4 13/16")	649 (25 9/16")	527 (20 3/4")	197 (7 3/4")	735 (28 15/16")	447 (17 5/8")
	70°	199 (7 13/16")	628 (24 3/4")	349 (13 3/4")	269 (10 9/16")	727 (28 5/8")	364 (14 5/16")	156 (6 1/8")	688 (27 1/16")	444 (17 1/2")	226 (8 7/8")	787 (31")	460 (18 1/8")	116 (4 9/16")	745 (29 5/16")	533 (21")	186 (7 5/16")	843 (33 3/16")	460 (18 1/8")
	80°	186 (7 5/16")	704 (27 1/16")	362 (14 1/4")	252 (9 15/16")	814 (32 1/16")	382 (15 1/16")	146 (5 3/4")	771 (30 3/8")	454 (17 7/8")	211 (8 5/16")	882 (34 3/4")	475 (18 11/16")	108 (4 1/4")	834 (32 13/16")	541 (21 5/16")			
	90°	171 (6 3/4")	774 (30 1/2")	376 (14 3/16")	232 (9 1/8")	896 (35 1/4")	401 (15 13/16")	134 (5 1/4")	849 (33 7/16")	466 (18 3/8")	195 (7 11/16")	970 (38 3/16")	491 (19 5/16")						
	100°	156 (6 1/8")	839 (33 1/16")	392 (15 7/16")	211 (8 5/16")	971 (38 1/4")	422 (16 5/8")	122 (4 13/16")	919 (36 3/16")	478 (18 3/16")									
110°	139 (5 1/2")	897 (35 5/16")	408 (16 1/16")	188 (7 3/8")	1038 (40 7/8")	445 (17 1/2")													

<b>RWAX</b> <b>SSAX</b> <b>DINPX</b> <b>DINSX</b>	A	min. 473 (18 5/8")			mqx. 559 (22")			min. 473 (18 5/8")			max. 559 (22")			min. 473 (18 5/8")			559 (22")		
	G	626 (24 5/8")			712 (28 1/16")			678 (26 11/16")			764 (30 1/16")			727 (28 5/8")			813 (32")		
	α	B	C	H	B	C	H	B	C	H	B	C	H	B	C	H	B	C	H
	40°	301 (11 7/8")	428 (16 7/8")	324 (12 3/4")	382 (15 1/16")	487 (19 3/16")	330 (13")	252 (9 15/16")	464 (18 1/4")	426 (16 3/4")	333 (13 1/8")	523 (20 9/16")	431 (16 15/16")	206 (8 1/8")	497 (19 9/16")	521 (20 1/2")	287 (11 5/16")	556 (21 7/8")	431 (16 15/16")
	50°	290 (11 7/16")	529 (20 13/16")	335 (13 3/16")	368 (14 1/2")	601 (23 11/16")	343 (13 1/2")	243 (9 9/16")	573 (22 9/16")	435 (17 1/8")	321 (12 5/8")	646 (25 7/16")	443 (17 7/16")	198 (7 13/16")	614 (24 3/16")	529 (20 13/16")	276 (10 7/8")	687 (27 1/16")	443 (17 7/16")
	60°	278 (10 15/16")	626 (24 5/8")	348 (13 11/16")	352 (13 7/8")	712 (28 1/16")	359 (14 1/8")	232 (9 1/8")	678 (26 11/16")	446 (17 9/16")	307 (12 1/16")	764 (30 1/16")	457 (18")	190 (7 1/2")	727 (28 5/8")	537 (21 1/8")	264 (10 3/8")	813 (32")	457 (18")
	70°	263 (10 3/8")	718 (28 1/4")	363 (14 5/16")	333 (13 1/8")	816 (32 1/8")	379 (14 15/16")	220 (8 11/16")	778 (30 5/8")	458 (18 1/16")	290 (11 7/16")	876 (34 1/2")	474 (18 11/16")	179 (7 1/16")	834 (32 13/16")	548 (21 9/16")			
	80°	246 (9 11/16")	804 (31 5/8")	380 (14 15/16")	311 (12 1/4")	915 (36")	400 (15 3/4")	205 (8 1/16")	872 (34 5/16")	473 (18 5/8")									
	90°	227 (8 15/16")	885 (34 13/16")	399 (15 11/16")	287 (11 5/16")	1006 (39 5/8")	424 (16 11/16")	190 (7 1/2")	959 (37 3/4")	488 (19 3/16")									
	100°	206 (8 1/8")	958 (37 11/16")	419 (16 1/2")	261 (10 1/4")	1090 (42 15/16")	450 (17 11/16")												
110°	184 (7 1/4")	1025 (40 3/8")	442 (17 3/8")																



		<b>WBB30</b> <b>WBS30</b>	<b>WBB41</b> <b>WBS41</b>	<b>WBB51</b> <b>WBS51</b>
L		<b>305 (12")</b>	<b>410 (16 1/8")</b>	<b>508 (20")</b>

<b>45+</b>	A	min. 308 (12 1/8")			max. 393 (15 1/2")			min. 308 (12 1/8")			max. 393 (15 1/2")			min. 308 (12 1/8")			max. 393 (15 1/2")		
	G	506 (19 15/16")			591 (23 1/4")			558 (21 15/16")			643 (25 5/16")			607 (23 7/8")			692 (27 1/4")		
<b>RWAD</b> <b>SSAD</b> <b>DINPD</b> <b>DINSD</b>	$\alpha$	B	C	H	B	C	H	B	C	H	B	C	H	B	C	H	B	C	H
	40°	182 (7 3/16")	211 (8 5/16")	324 (12 3/4")	262 (10 5/16")	269 (10 9/16")	329 (12 15/16")	129 (5 1/16")	211 (8 5/16")	429 (16 7/8")	209 (8 1/4")	269 (10 9/16")	434 (17 1/16")	80 (3 1/8")	211 (8 5/16")	527 (20 3/4")	160 (6 5/16")	269 (10 9/16")	532 (20 15/16")
	50°	172 (6 3/4")	260 (10 1/4")	334 (13 1/8")	249 (9 13/16")	332 (13 1/16")	342 (13 7/16")	119 (4 11/16")	260 (10 1/4")	439 (17 5/16")	196 (7 11/16")	332 (13 1/16")	447 (17 5/8")	70 (2 3/4")	260 (10 1/4")	537 (21 1/8")	147 (5 13/16")	332 (13 1/16")	545 (21 7/16")
	60°	159 (6 1/4")	308 (12 1/8")	346 (13 5/8")	233 (9 3/16")	393 (15 1/2")	358 (14 1/8")	107 (4 3/16")	308 (12 1/8")	451 (17 3/4")	180 (7 1/16")	393 (15 1/2")	463 (18 1/4")	58 (2 5/16")	308 (12 1/8")	549 (21 5/8")	131 (5 3/16")	393 (15 1/2")	561 (22 1/16")
	70°	145 (5 11/16")	353 (13 7/8")	361 (14 3/16")	214 (8 7/16")	451 (17 3/4")	376 (14 13/16")	92 (3 5/8")	353 (13 7/8")	466 (18 3/8")	162 (6 3/8")	451 (17 3/4")	481 (18 15/16")				113 (4 7/16")	451 (17 3/4")	579 (22 13/16")
	80°	128 (5 1/16")	396 (15 9/16")	377 (14 13/16")	194 (7 5/8")	505 (19 7/8")	397 (15 5/8")	76 (3")	396 (15 9/16")	482 (19")	141 (5 9/16")	505 (19 7/8")	502 (19 3/4")				92 (3 5/8")	505 (19 7/8")	600 (23 5/8")
	90°	110 (4 5/16")	436 (17 3/16")	395 (15 9/16")	170 (6 11/16")	556 (21 7/8")	420 (16 9/16")	58 (2 5/16")	436 (17 3/16")	500 (19 11/16")	118 (4 5/8")	556 (21 7/8")	525 (20 11/16")						
	100°	90 (3 9/16")	472 (18 9/16")	415 (16 5/16")	145 (5 11/16")	602 (23 11/16")	445 (17 1/2")				93 (3 11/16")	602 (23 11/16")	550 (21 5/8")						
	110°	69 (2 11/16")	505 (19 7/8")	436 (17 3/16")	118 (4 5/8")	644 (25 3/8")	473 (18 5/8")				65 (2 9/16")	644 (25 3/8")	578 (22 3/4")						

<b>45+</b>	A	min. 386 (15 3/16")			max. 471 (18 9/16")			min. 386 (15 3/16")			max. 471 (18 9/16")			min. 386 (15 3/16")			max. 471 (18 9/16")		
	G	584 (23")			669 (26 5/16")			636 (25 1/16")			721 (28 3/8")			685 (26 15/16")			770 (30 5/16")		
<b>RWADX</b> <b>SSADX</b> <b>DINPDX</b> <b>DINPDX</b>	$\alpha$	B	C	H	B	C	H	B	C	H	B	C	H	B	C	H	B	C	H
	40°	255 (10 1/16")	264 (10 3/8")	328 (12 15/16")	335 (13 3/16")	322 (12 11/16")	333 (13 1/8")	203 (8")	264 (10 3/8")	433 (17 1/16")	283 (11 1/8")	322 (12 11/16")	438 (17 1/4")	154 (6 1/16")	264 (10 3/8")	531 (20 7/8")	234 (9 3/16")	322 (12 11/16")	536 (21 1/8")
	50°	242 (9 1/2")	326 (12 13/16")	341 (13 7/16")	319 (12 9/16")	398 (15 11/16")	349 (13 3/4")	190 (7 1/2")	326 (12 13/16")	446 (17 9/16")	267 (10 1/2")	398 (15 11/16")	454 (17 7/8")	141 (5 9/16")	326 (12 13/16")	544 (21 7/16")	218 (8 9/16")	398 (15 11/16")	552 (21 3/4")
	60°	227 (8 15/16")	386 (15 3/16")	357 (14 1/16")	300 (11 13/16")	471 (18 9/16")	368 (14 1/2")	174 (6 7/8")	386 (15 3/16")	462 (18 3/16")	248 (9 3/4")	471 (18 9/16")	473 (18 5/8")	125 (4 15/16")	386 (15 3/16")	560 (22 1/16")	199 (7 13/16")	471 (18 9/16")	571 (22 1/2")
	70°	209 (8 1/4")	443 (17 7/16")	375 (14 3/4")	278 (10 15/16")	540 (21 1/4")	390 (15 3/8")	156 (6 1/8")	443 (17 7/16")	480 (18 7/8")	226 (8 7/8")	540 (21 1/4")	495 (19 1/2")	107 (4 3/16")	443 (17 7/16")	578 (22 3/4")	177 (6 15/16")	540 (21 1/4")	593 (23 3/8")
	80°	188 (7 3/8")	496 (19 1/2")	395 (15 9/16")	253 (9 15/16")	606 (23 7/8")	415 (16 5/16")	136 (5 3/8")	496 (19 1/2")	500 (19 11/16")	201 (7 15/16")	606 (23 7/8")	520 (20 1/2")	87 (3 7/16")	496 (19 1/2")	598 (23 9/16")			
	90°	165 (6 1/2")	546 (21 1/2")	418 (16 7/16")	226 (8 7/8")	666 (26 1/4")	443 (17 7/16")	113 (4 7/16")	546 (21 1/2")	523 (20 9/16")	173 (6 13/16")	666 (26 1/4")	548 (21 9/16")	64 (2 1/2")	546 (21 1/2")	621 (24 7/16")			
	100°	141 (5 9/16")	591 (23 1/4")	443 (17 7/16")	195 (7 11/16")	722 (28 7/16")	473 (18 5/8")	88 (3 7/16")	591 (23 1/4")	548 (21 9/16")									
	110°	114 (4 1/2")	632 (24 7/8")	470 (18 1/2")	163 (6 7/16")	772 (30 3/8")	506 (19 15/16")	61 (2 3/8")	632 (24 7/8")	575 (22 5/8")									

<b>45-</b>	A	min. 308 (12 1/8")			max. 393 (15 1/2")			min. 308 (12 1/8")			max. 393 (15 1/2")			min. 308 (12 1/8")			max. 393 (15 1/2")		
	G	416 (16 3/8")			501 (19 3/4")			468 (18 7/16")			553 (21 3/4")			517 (20 3/8")			602 (23 11/16")		
<b>RWAD</b> <b>SSAD</b> <b>DINPD</b> <b>DINSD</b>	$\alpha$	B	C	H	B	C	H	B	C	H	B	C	H	B	C	H	B	C	H
	40°	92 (3 5/8")	211 (8 5/16")	324 (12 3/4")	172 (6 3/4")	269 (10 9/16")	329 (12 15/16")				119 (4 11/16")	269 (10 9/16")	434 (17 1/16")				70 (2 3/4")	269 (10 9/16")	532 (20 15/16")
	50°	82 (3 1/4")	260 (10 1/4")	334 (13 1/8")	159 (6 1/4")	332 (13 1/16")	342 (13 7/16")				106 (4 3/16")	332 (13 1/16")	447 (17 5/8")				57 (2 1/4")	332 (13 1/16")	545 (21 7/16")
	60°	69 (2 11/16")	308 (12 1/8")	346 (13 5/8")	143 (5 5/8")	393 (15 1/2")	358 (14 1/8")				90 (3 9/16")	393 (15 1/2")	463 (18 1/4")						
	70°	55 (2 3/16")	353 (13 7/8")	361 (14 3/16")	124 (4 7/8")	451 (17 3/4")	376 (14 13/16")				72 (2 13/16")	451 (17 3/4")	481 (18 15/16")						
	80°				104 (4 1/8")	505 (19 7/8")	397 (15 5/8")				51 (2")	505 (19 7/8")	502 (19 3/4")						
	90°				80 (3 1/8")	556 (21 7/8")	420 (16 9/16")												

<b>45-</b>	A	min. 386 (15 3/16")			max. 471 (18 9/16")			min. 386 (15 3/16")			max. 471 (18 9/16")			min. 386 (15 3/16")			max. 471 (18 9/16")		
	G	494 (19 7/16")			579 (22 13/16")			546 (21 1/2")			631 (24 13/16")			595 (23 7/16")			680 (26 3/4")		
<b>RWADX</b> <b>SSADX</b> <b>DINPDX</b> <b>DINPDX</b>	$\alpha$	B	C	H	B	C	H	B	C	H	B	C	H	B	C	H	B	C	H
	40°	165 (6 1/2")	264 (10 3/8")	328 (12 15/16")	245 (9 5/8")	322 (12 11/16")	333 (13 1/8")	113 (4 7/16")	264 (10 3/8")	433 (17 1/16")	193 (7 5/8")	322 (12 11/16")	438 (17 1/4")	64 (2 1/2")	264 (10 3/8")	531 (20 7/8")	144 (5 11/16")	322 (12 11/16")	536 (21 1/8")
	50°	152 (6")	326 (12 13/16")	341 (13 7/16")	229 (9")	398 (15 11/16")	349 (13 3/4")	100 (3 15/16")	326 (12 13/16")	446 (17 9/16")	177 (6 15/16")	398 (15 11/16")	454 (17 7/8")	51 (2")	326 (12 13/16")	544 (21 7/16")	128 (5 1/16")	398 (15 11/16")	552 (21 3/4")
	60°	137 (5 3/8")	386 (15 3/16")	357 (14 1/16")	210 (8 1/4")	471 (18 9/16")	368 (14 1/2")	84 (3 5/16")	386 (15 3/16")	462 (18 3/16")	158 (6 1/4")	471 (18 9/16")	473 (18 5/8")				109 (4 5/16")	471 (18 9/16")	571 (22 1/2")
	70°	119 (4 11/16")	443 (17 7/16")	375 (14 3/4")	188 (7 3/8")	540 (21 1/4")	390 (15 3/8")	66 (2 5/8")	443 (17 7/16")	480 (18 7/8")	136 (5 3/8")	540 (21 1/4")	495 (19 1/2")				87 (3 7/16")	540 (21 1/4")	593 (23 3/8")
	80°	98 (3 7/8")	496 (19 1/2")	395 (15 9/16")	163 (6 7/16")	606 (23 7/8")	415 (16 5/16")				111 (4 3/8")	606 (23 7/8")	520 (20 1/2")						
	90°	75 (2 15/16")	546 (21 1/2")	418 (16 7/16")	136 (5 3/8")	666 (26 1/4")	443 (17 7/16")				83 (3 1/4")	666 (26 1/4")	548 (21 9/16")						
	100°	51 (2")	591 (23 1/4")	443 (17 7/16")	105 (4 1/8")	722 (28 7/16")	473 (18 5/8")												
110°				73 (2 7/8")	772 (30 3/8")	506 (19 15/16")													