

6 Port Unmanaged Gigabit Ethernet Switch with 4 PoE+ Ports - 30W per port

IES61002POE



*actual product may vary from photos

DE: Bedienungsanleitung - de.startech.com

FR: Guide de l'utilisateur - fr.startech.com

ES: Guía del usuario - es.startech.com

IT: Guida per l'uso - it.startech.com

NL: Gebruiksaanwijzing - nl.startech.com

PT: Guia do usuário - pt.startech.com

For the most up-to-date information, please visit: www.startech.com

FCC Compliance Statement

This equipment has been tested and found to comply with the limits for a Class A digital device, pursuant to part 15 of the FCC Rules. These limits are designed to provide reasonable protection against harmful interference in a residential installation. This equipment generates, uses and can radiate radio frequency energy and, if not installed and used in accordance with the instructions, may cause harmful interference to radio communications. However, there is no guarantee that interference will not occur in a particular installation. If this equipment does cause harmful interference to radio or television reception, which can be determined by turning the equipment off and on, the user is encouraged to try to correct the interference by one or more of the following measures:

- Reorient or relocate the receiving antenna.
- Increase the separation between the equipment and receiver.
- Connect the equipment into an outlet on a circuit different from that to which the receiver is connected.
- Consult the dealer or an experienced radio/TV technician for help.


Use of Trademarks, Registered Trademarks, and other Protected Names and Symbols

This manual may make reference to trademarks, registered trademarks, and other protected names and/or symbols of third-party companies not related in any way to StarTech.com. Where they occur these references are for illustrative purposes only and do not represent an endorsement of a product or service by StarTech.com, or an endorsement of the product(s) to which this manual applies by the third-party company in question. Regardless of any direct acknowledgement elsewhere in the body of this document, StarTech.com hereby acknowledges that all trademarks, registered trademarks, service marks, and other protected names and/or symbols contained in this manual and related documents are the property of their respective holders.

Table of Contents

Product Diagram	1
Introduction	2
Packaging Contents	2
System Requirements.....	2
Terminal Block Power Connector.....	3
DIP Switch Configuration.....	3
LED Indicators.....	4
Installation	4
DIN Rail / Wall Bracket Installation.....	4
Specifications.....	5
Technical Support	6
Warranty Information.....	6

Product Diagram



Introduction


Packaging Contents

- 1 x 6 Port Gigabit Switch
- 1 x Terminal Block
- 1 x Wall Mount Bracket w/ Screws
- 1 x DIN Rail Bracket w/ Screws
- 1 x Instruction Manual

System Requirements

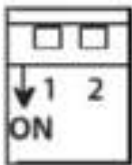
- RJ45 terminated Cat5 or higher Ethernet cabling
- 10/100/1000 Mbps compatible Ethernet network
- 20-57 VDC Power Supply

Terminal Block Power Connector



Power can be provided through the dual inputs from separate sources, if needed. One electrical relay can be wired into an alarm circuit. The relay is connected as Normally Closed (will open upon alarm condition).

DIP Switch Configuration



1. **Alarm Enable:** When 'On' this switch will disable alarm relay and fault LED if there is a power failure in one supply. If only connecting to a single power source, place this switch 'On' to disable alarm.
2. **BSP:** When 'On' this switch will disable the broadcast storm protection feature which is enabled by default.

LED Indicators

PWR1: This green LED will light if power is connected and active at the PWR1 terminal connection.

PWR2: This green LED will light if power is connected and active at the PWR2 terminal connection.

Fault: This amber LED will light if one of the power inputs has fault condition and as long as DIP sw#1 is OFF.

100/1000: This dual color LED will light with amber color when the LAN connected speed is 1000M, it will light with green color when the LAN speed is 100M and will remain off if the connected speed is 10M.

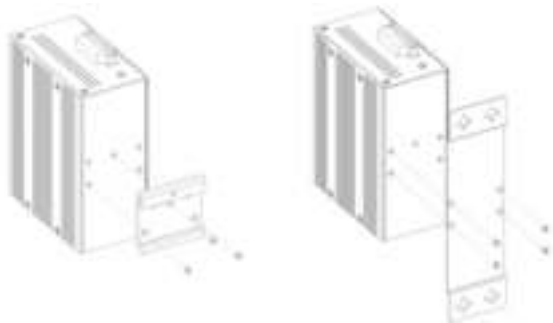
LINK/ACT: This green LED will light when the LAN port has a link and will flash when there is Ethernet traffic.

PoE: These green LEDs will light when the LAN has successfully negotiated PoE and is supplying output power to the remote connected PD device.

Installation

DIN Rail / Wall Bracket Installation

If you are mounting the IES61002POE product onto either a DIN Rail or to a wall, you will first need to attach the appropriate bracket(s) to the device as shown below.



Specifications

Number of Ports	6 (4 PoE)
Supported Standards	IEEE 802.3at, 802.3af, 802.3, 802.3u, 802.3ab, 802.3z, 802.3x
Connectors	6 x RJ45 Female (Shielded) 1 x 6-wire Terminal Block
LED Indicator(s)	PWR1, PWR2, Fault, 100/1000, Link/Act, PoE
Maximum Data Transfer Rate	2 Gbps (Full-Duplex)
Compatible Networks	10/100/1000 Mbps
Auto MDIX	Yes
Full Duplex Support	Yes
Switching Architecture	Store-and-Forward
Maximum Cable Length	330ft (100m)
Power Source	Redundant 20 - 57VDC
Power Consumption	2.91A@48VDC, 139.6Watts (120W for PoE) 5.95A@24VDC, 142.9Watts (120W for PoE)
Enclosure Material	Metal (IP30)
Operating Temperature	0°C to 60°C (32°F to 140°F)
Storage Temperature	-40°C to 75°C (-40°F to 167°F)
Humidity	5~95% (Non-condensing)
Dimensions	135 x 106 x 62.5 mm
Weight	840 g

Technical Support

StarTech.com's lifetime technical support is an integral part of our commitment to provide industry-leading solutions. If you ever need help with your product, visit www.startech.com/support and access our comprehensive selection of online tools, documentation, and downloads.

For the latest drivers/software, please visit www.startech.com/downloads

Warranty Information

This product is backed by a two year warranty.

In addition, StarTech.com warrants its products against defects in materials and workmanship for the periods noted, following the initial date of purchase. During this period, the products may be returned for repair, or replacement with equivalent products at our discretion. The warranty covers parts and labor costs only. StarTech.com does not warrant its products from defects or damages arising from misuse, abuse, alteration, or normal wear and tear.

Limitation of Liability

In no event shall the liability of StarTech.com Ltd. and StarTech.com USA LLP (or their officers, directors, employees or agents) for any damages (whether direct or indirect, special, punitive, incidental, consequential, or otherwise), loss of profits, loss of business, or any pecuniary loss, arising out of or related to the use of the product exceed the actual price paid for the product. Some states do not allow the exclusion or limitation of incidental or consequential damages. If such laws apply, the limitations or exclusions contained in this statement may not apply to you.

Hard-to-find made easy. At StarTech.com, that isn't a slogan. It's a promise.

StarTech.com is your one-stop source for every connectivity part you need. From the latest technology to legacy products — and all the parts that bridge the old and new — we can help you find the parts that connect your solutions.

We make it easy to locate the parts, and we quickly deliver them wherever they need to go. Just talk to one of our tech advisors or visit our website. You'll be connected to the products you need in no time.

Visit www.startech.com for complete information on all StarTech.com products and to access exclusive resources and time-saving tools.

StarTech.com is an ISO 9001 Registered manufacturer of connectivity and technology parts. StarTech.com was founded in 1985 and has operations in the United States, Canada, the United Kingdom and Taiwan servicing a worldwide market.