

EPICLUX LAB EDITION
ANC WIRELESS
OVER-EAR HEADPHONES

QUICK START GUIDE

PAIR UP

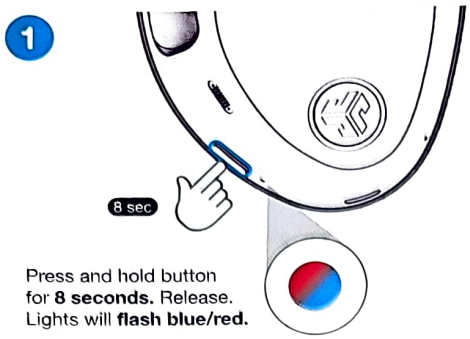



GO AHEAD, PRESS THE BUTTON

1x Press ● 2x Press ●● 3x Press ●●● Press Hold ▬

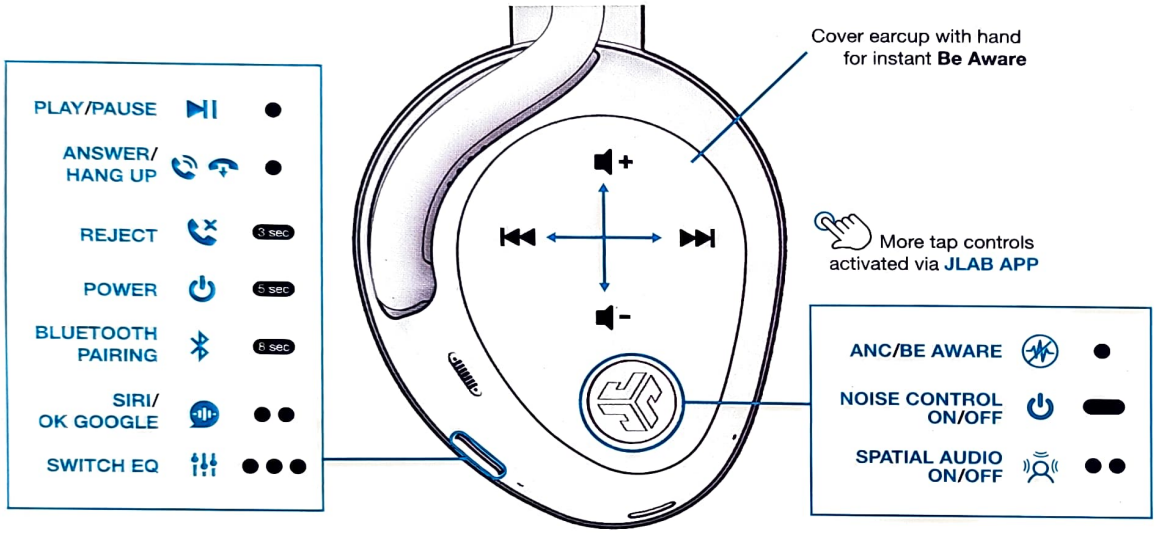

DOWNLOAD THE APP

Customize Epic Lux Lab Edition features and update the latest software.

Download on the App Store

GET IT ON Google Play

SCAN ME



MULTIPOINT

1

Once **FIRST** device is connected, turn off Bluetooth in device settings. Headphones will auto enter Bluetooth Pairing.

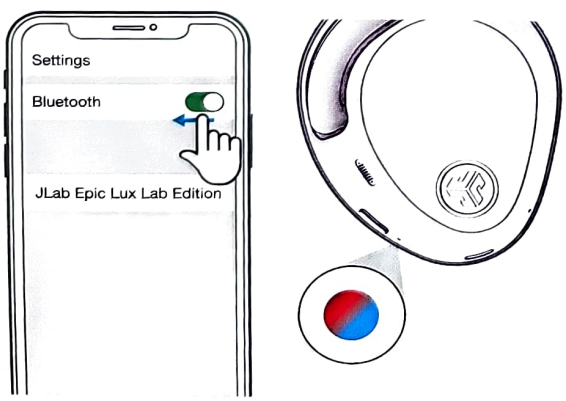

2

Enter your **SECOND** device Bluetooth settings and connect to Epic Lux Lab Edition.

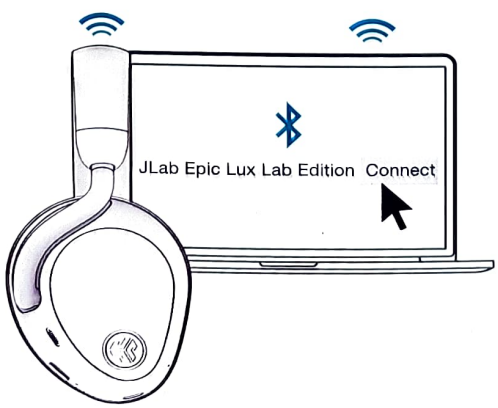

3

Enter your **FIRST** device settings. Turn on Bluetooth and reconnect to Epic Lux Lab Edition.



GET CHARGED (WIRELESS)

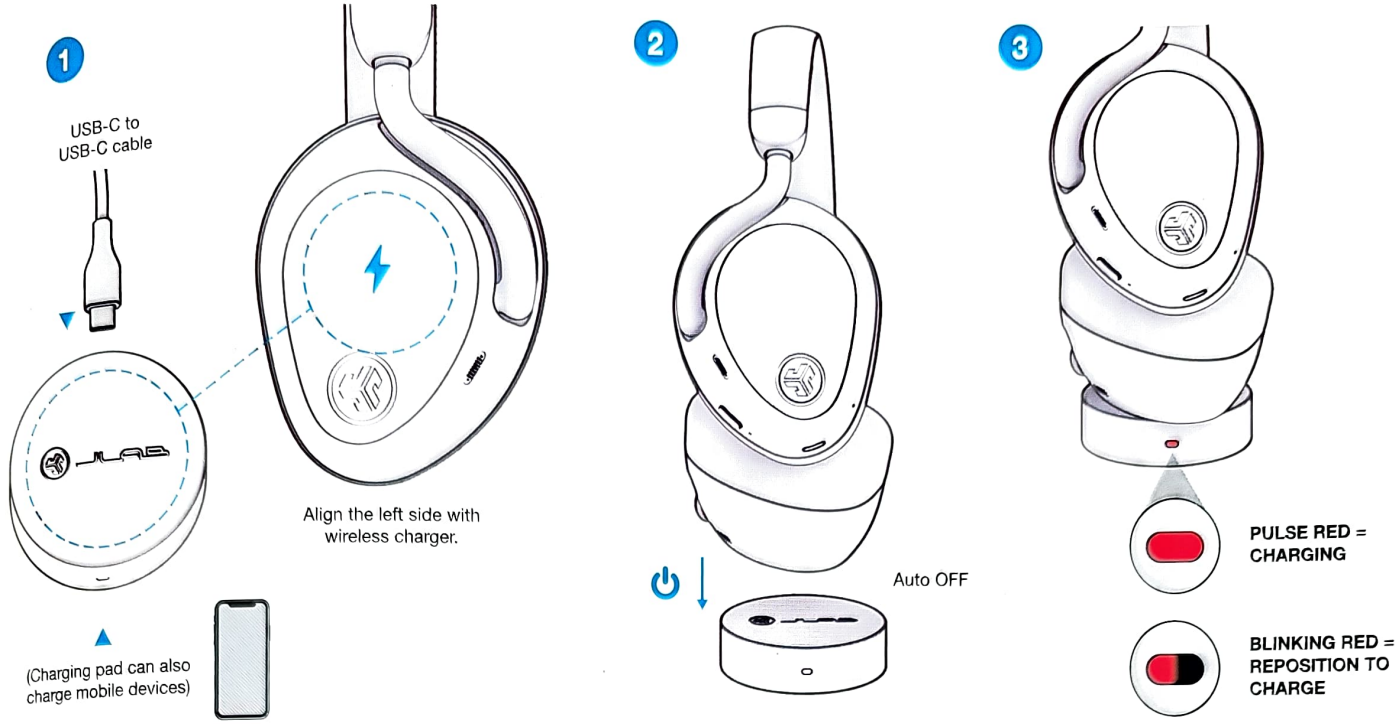

GET CHARGED (WIRED)

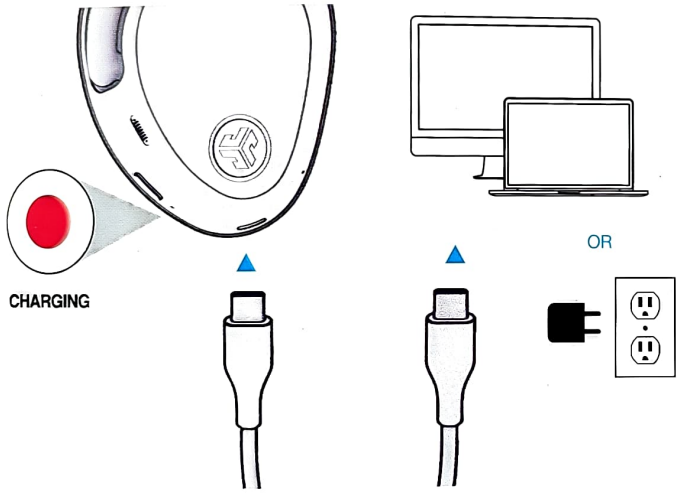

WIRED MODE

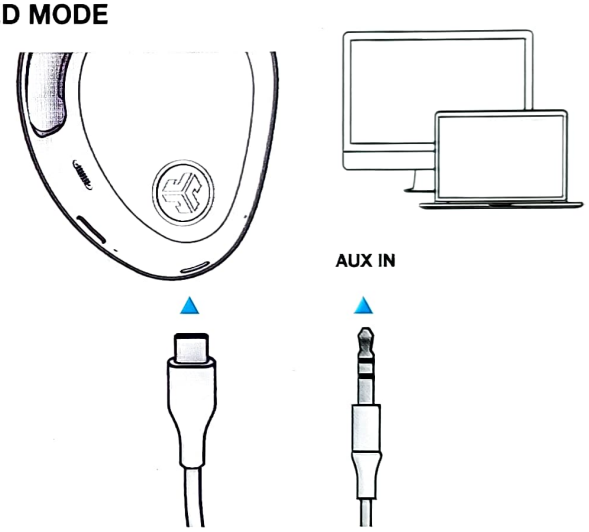

LabShare (Share with multiple Epic Lux Lab Edition headphones)

1. Connect **FIRST** headphone to device.
2. **ADDITIONAL** headphones should be powered off. **Press hold** until flashing blue/red.
3. Then **5x Press** and blinks blue.
4. **FIRST** headphone **5x Press** to share.

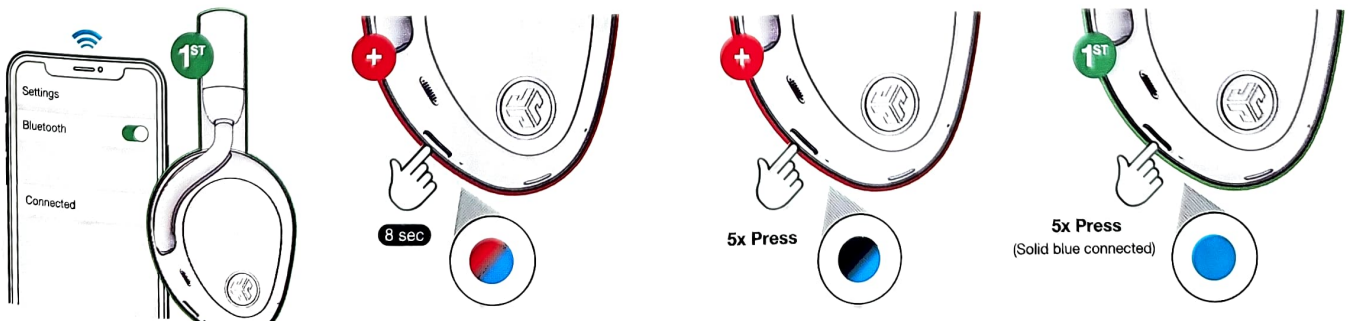

WELCOME TO **THE LAB**

The Lab is where you'll find real people, developing really great products, in a real place called San Diego.

PERSONAL TECH **DONE BETTER**

Designed for You
We actually listen to what you want and we're always looking for ways to make everything easier and better for you.

Lab Quality Sound
Choose from different settings and customize your sound style to match exactly what you're doing.

Surprisingly Awesome Value
We always pack in the most functionality and fun into every product at a truly accessible price.

#yourkindoftech

Tech all about you

WITH LOVE FROM **THE LAB**

We have lots of different ways to show we care.

GET STARTED + FREE GIFT

Product updates | How-to tips | FAQs & more

Go to jlab.com/register or intl.jlab.com/register to unlock your customer benefits including a free gift.

Gift for US only. No APO/FPO/DPO addresses.

For support visit: HELP.JLAB.COM
or INTL.JLAB.COM/MANUALS

WE GOT YOUR BACK

We're obsessed with creating the best possible experience around owning our products. If you have any questions, concerns, or feedback, we're here for you. Contact a real human on our U.S.-based customer support team:

Website: jlab.com/contact

Email: support@jlab.com

Phone U.S.: +1 (405) 445-7219

Phone U.K./EU: +44 (20) 8142 9361
(Check hours jlab.com/hours)

Visit jlab.com/warranty to initiate a return or exchange. For international, visit intl.jlab.com/warranty to initiate a return or exchange

LATEST AND GREATEST

Our team is constantly improving your product experience.
This model may have new features or controls which are not detailed in this guide.

Access the full product manual at help.jlab.com or intl.jlab.com/manuals

DE Die vollständige Bedienungsanleitung ist online abrufbar unter **intl.jlab.com/manuals**
FR Accédez au manuel complet du produit à l'adresse suivante: **intl.jlab.com/manuals**
ES Acceda al manual completo del producto en **intl.jlab.com/manuals**
PT Aceda ao manual completo do produto em **intl.jlab.com/manuals**
IT È possibile consultare il manuale del prodotto alla pagina **intl.jlab.com/manuals**
NL Toegang tot volledige producthandleiding op **intl.jlab.com/manuals**

RoHS COMPLIANT
UK CA
Intertek EP5022315
ENERGY PERFORMANCE VERIFIED
RENDEMENT ENERGETIQUE VERIFIE
R 214-240703

Distributed in U.K. by:
JLab c/o Tiogo Limited
21 Headlands Business Park, Ringwood,
Hampshire BH24 3PB United Kingdom

EU Importer:
JLab
5927 Landau Ct.,
Carlsbad, CA 92008, USA

FCC ID: 2AHYV-ELUXLB
IC: 21316-ELUXLB

FCC ID: 2AHYV-ELUXCD
IC: 21316-ELUXCD