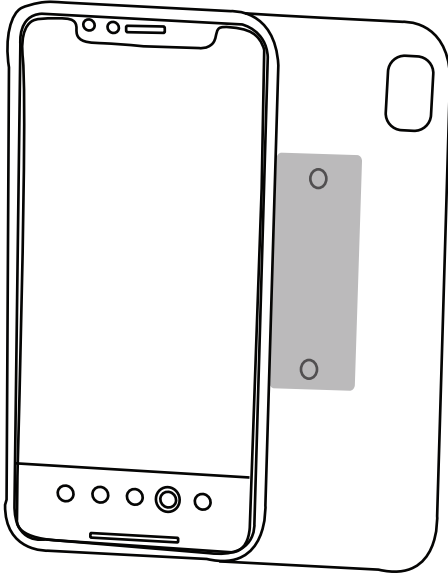


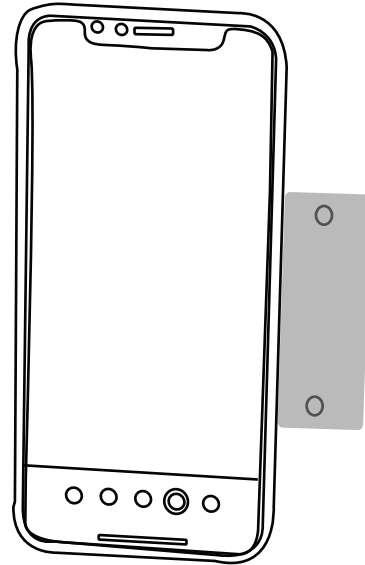


# OWLYVISION® GUIDE



## Option 1.


Adhesive metallic plate installation. Snug the metal plate between your smartphone and protective case recommended. This option will work with your own aftermarket protective case that will allow sufficient slack in between the rear of the smartphone and the protective case for the plate to be placed.



## Case no included

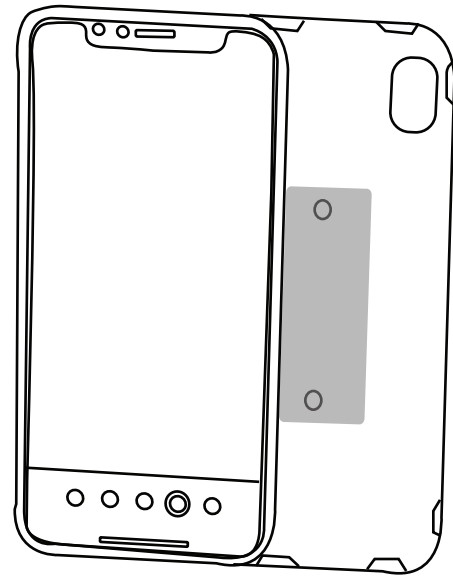
### Option 2.

Stick adhesive metal plate directly on the back the back of your smartphone.



## Option 3.

Stick adhesive metal plate directly on the back the back of your smartphone case.



## Option 4.

You can place the metal plate between the removable battery cover and battery to hold the matel plate in place for use.