



# LED strip

BLUETOOTH RGB



16 MILLION  
COLORS



---

User manual / Gebruiksaanwijzing  
Handbuch / Manuel d'utilisation

## Index

---

|            |    |
|------------|----|
| English    | 3  |
| Nederlands | 12 |
| Deutsch    | 21 |
| Français   | 30 |

## Table of contents

---

|                       |    |
|-----------------------|----|
| Product feature       | 4  |
| Product parameter     | 4  |
| Product dimension     | 4  |
| What's in the package | 5  |
| Installation diagram  | 6  |
| Add device            | 6  |
| Group control         | 8  |
| Controller box        | 9  |
| Remote control        | 10 |

## Product feature

---

Bluetooth version: mesh 5.0

Connection range: max. 15 meters

Group control: connect up to 200 devices at the same time

## Product parameter

---

Span: DC-5-24V

Max current: 3A

Max power: 72

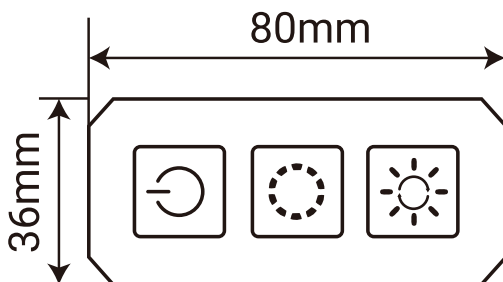
Humid: 80% RH

Working environment: indoors


Working temperature: -20°C - 45°C (-4°F - 113°F)

## Product dimension

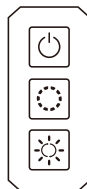
---



# What's in the package



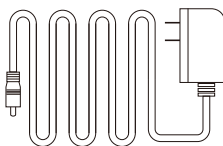
Light strip



Remote control



24 keys on remote



Charger

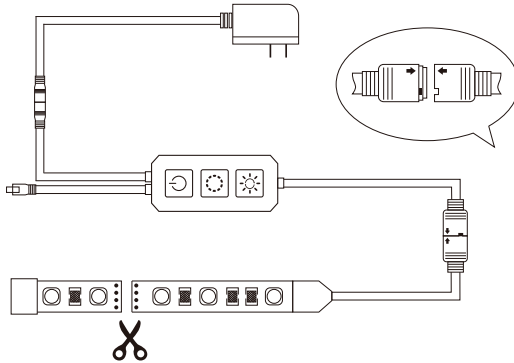


Instruction manual



3M adhesive tape

# Installation diagram




## Add device

(1) Download: Lideka Home app




(2) Add device:

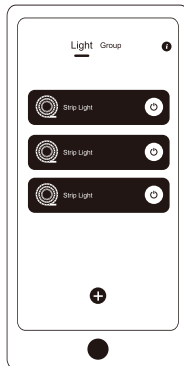
- Switch on the LED strip and open the Lideka Home app
- Make sure GPS and Bluetooth are turned on
- Press "+" to add



Touch '+'




Search device




Device found

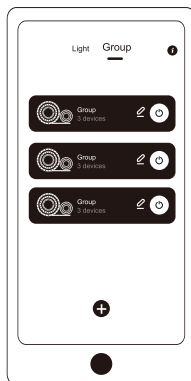
# Group control



Touch '+'



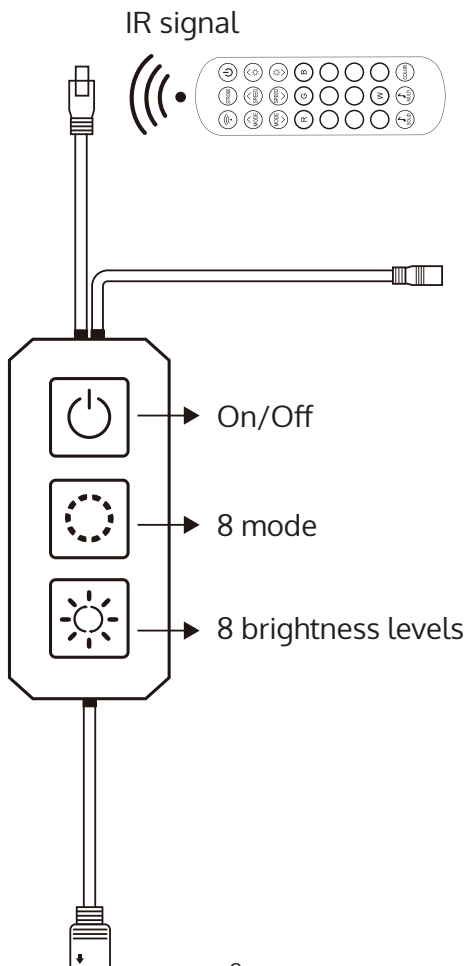
Search device



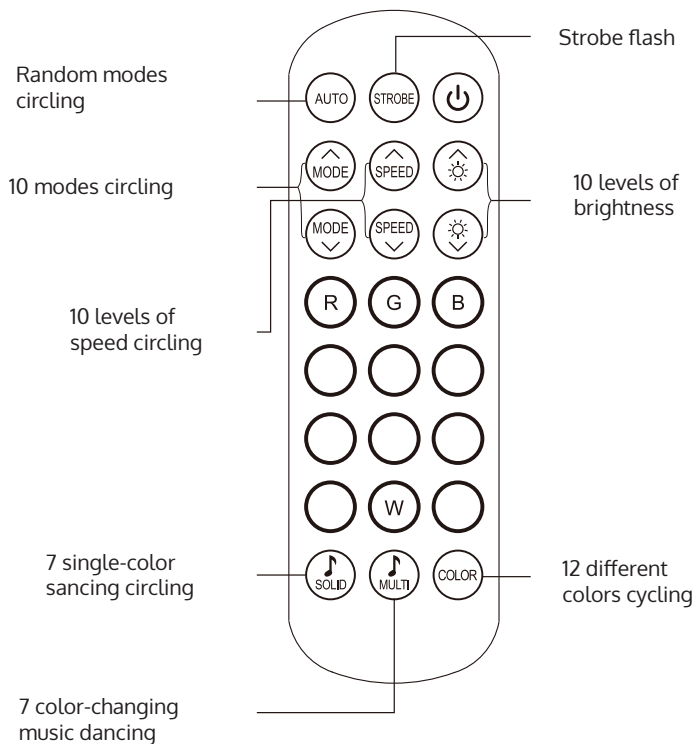
Name group



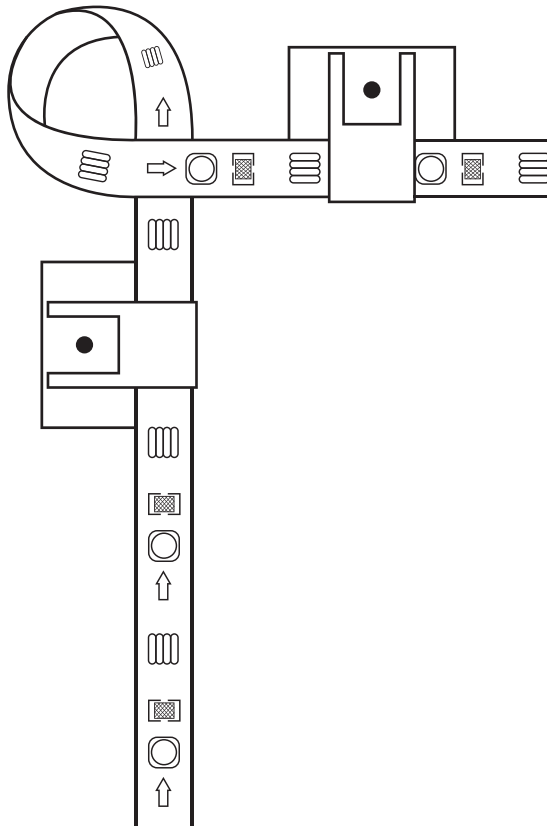
## Controller box



# Remote control



For corner setup bend the strip and reinforce via clips; (NOTICE: avoid bending on LED beads.)



## Inhoudsopgave

---

|                             |    |
|-----------------------------|----|
| Producteigenschap           | 13 |
| Productparameter            | 13 |
| Product dimensie            | 13 |
| Wat zit er in de verpakking | 14 |
| Installatie diagram         | 15 |
| Voeg toestel toe            | 15 |
| Groeps gebruik              | 17 |
| Controller box              | 18 |
| Afstandsbediening           | 19 |

## Producteigenschap

---

Bluetooth-versie: mesh 5.0

Aansluitbereik: max. 15 meter

Groepscontrole: sluit maximaal 200 apparaten tegelijk aan

## Productparameter

---

spanning: DC-5-24V

max stroom: 3A

max vermogen: 72W

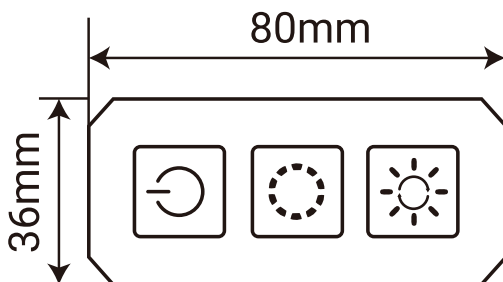
vochtig: 80% RH

werkomgeving: binnen


werktemperatuur: -20°C - 45°C (-4°F - 113°F)

## Product dimensie

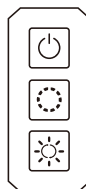
---



# Wat zit er in de verpakking



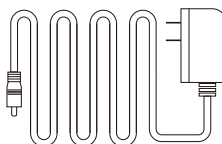
Striplight



Afstandsbediening



24 toetsen op  
afstandsbediening



Oplader

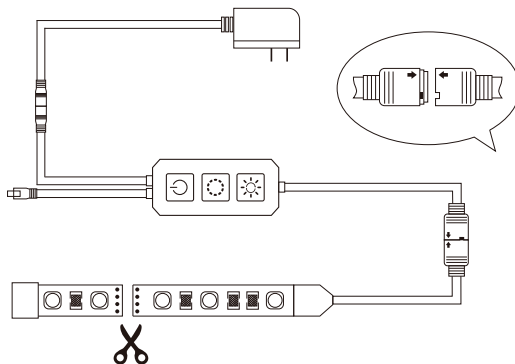


Handleiding



3M plakbare plakband

# Installatie diagram




## Voeg toestel toe

(1) Download: Lideka Home app




(2) Add device:

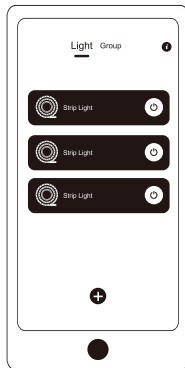
- Zet de Led-strip aan en open de Lideka Home app
- Zorg dat gps en bluetooth ingeschakeld is
- Druk op '+' om toe te voegen



Druk '+'




Zoek apparaat




Device found



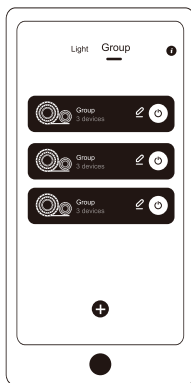
# Groeps gebruik



Druk '+'

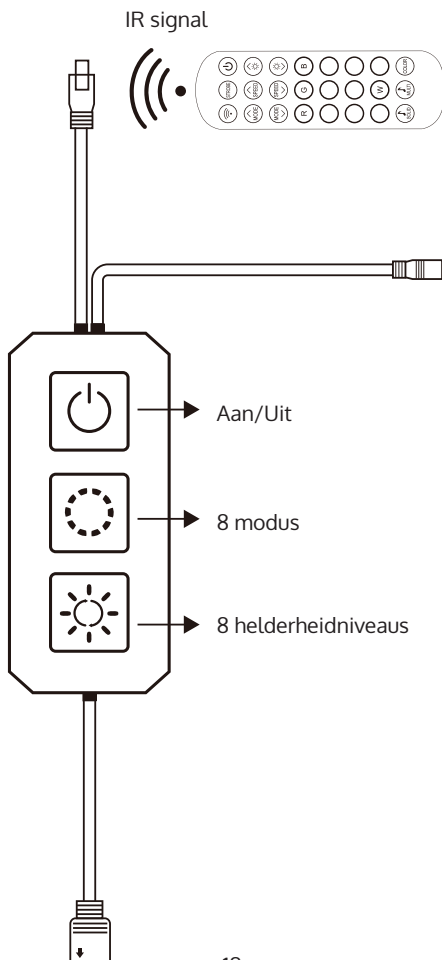


Zoek apparaat

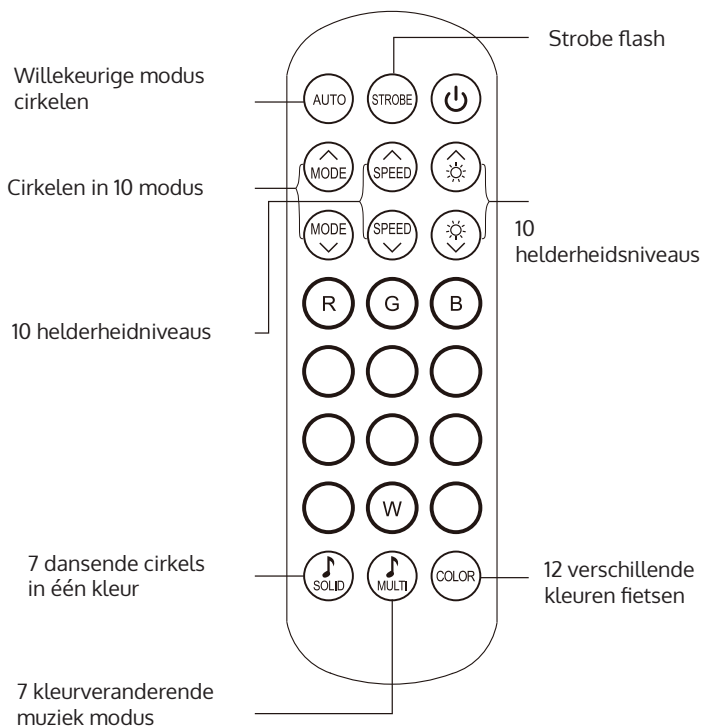


Groep naam

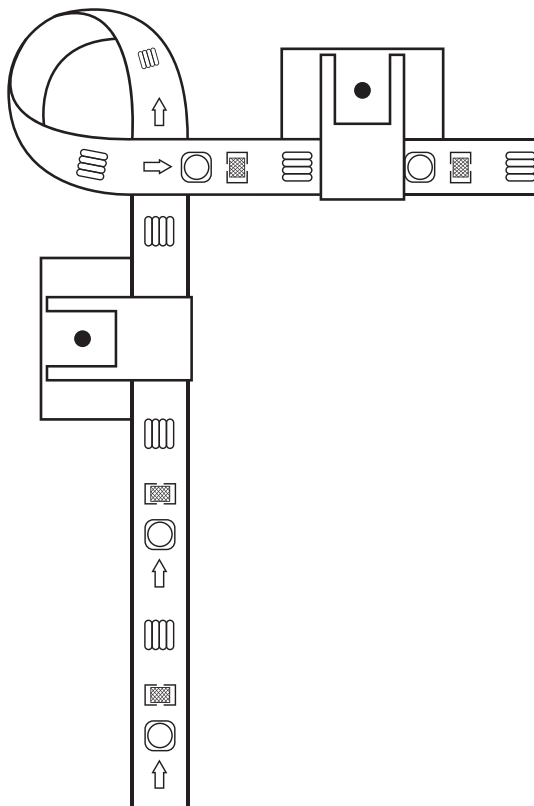
# Controller box



# Afstandsbediening



Voor een hoekopstelling, buig de strip zoals hieronder weergegeven, en versterk de strip met de bijgeleverde klipjes. (WAARSCHUWING: Vermijd het buigen op Led-kralen)



## Inhaltsverzeichnis

---

|                             |    |
|-----------------------------|----|
| Produkteigenschaften        | 22 |
| Produktparameter            | 22 |
| Produktabmessung            | 22 |
| Was gehört zum Lieferumfang | 23 |
| Installationsplan           | 24 |
| Gerät hinzufügen            | 24 |
| Gruppensteuerung            | 26 |
| Steuerbox                   | 27 |
| Fernbedienung               | 28 |

## Produkteigenschaften

Bluetooth-Version: Mesh 5.0

Übertragungreichweite: max. 15 Meter

Gruppensteuerung: Anschluss von bis zu 200 Geräten zur gleichen Zeit

## Produktparameter

Spanne: DC-5-24V

Maximale Stromstärke: 3 A

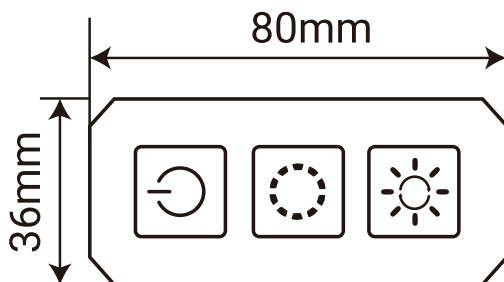
Maximale Leistung: 72 W

Luftfeuchtigkeit: 80% RH


Arbeitsumgebung: Innenraum

Betriebstemperatur: - 20°C - 45°C (-4°F - 113°F)

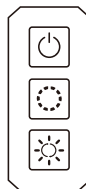
## Produktabmessung




# Was gehört zum Lieferumfang



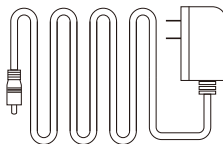
Lichtleiste



Fernbedienung



24 Tasten-Fernbedienung



Ladegerät

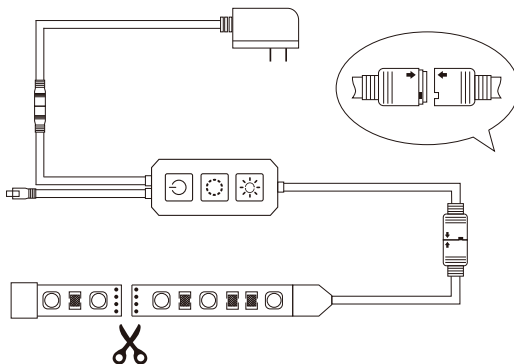


Bedienungsanleitung



3M-Klebeband

# Installationsplan



## Gerät hinzufügen


(1) Download: Lideka Home app






## (2) Gerät hinzufügen:

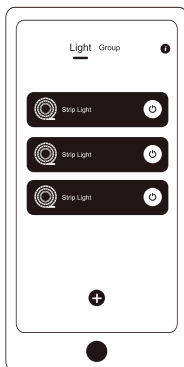
- Schalten Sie die LED-Leiste ein und öffnen Sie die Lideka Home App
- Stellen Sie sicher, dass GPS und Bluetooth eingeschaltet sind
- Drücken Sie „+“ zum Hinzuzufügen



Berühren Sie '+'




Geräte suchen




Device found

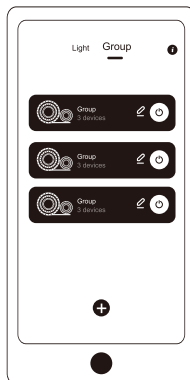
# Gruppensteuerung



Berühren Sie '+'

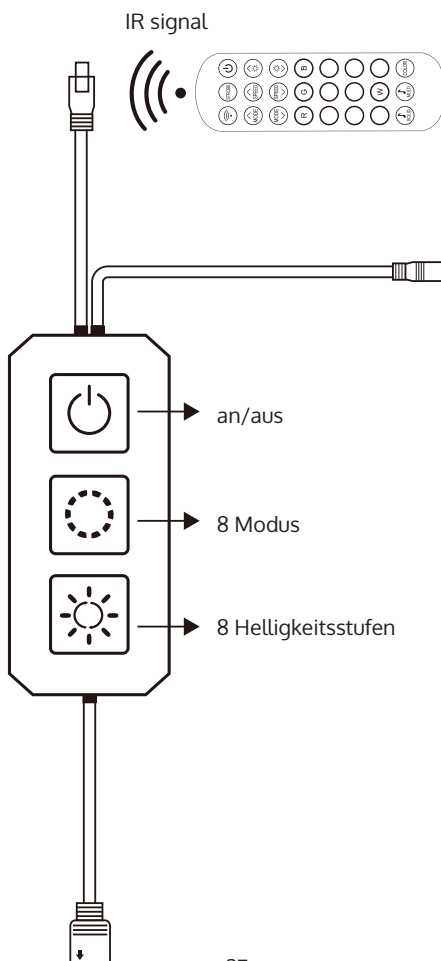


Geräte suchen

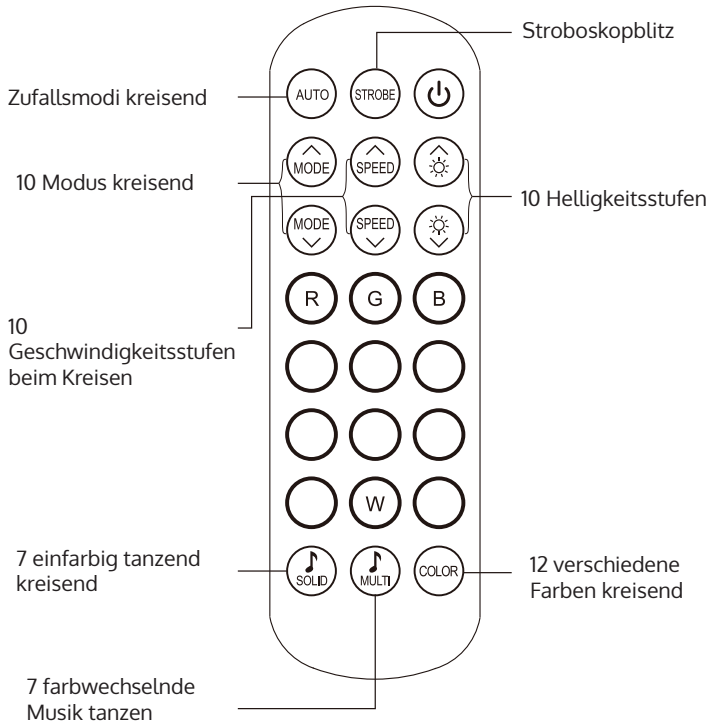


Namensgruppe

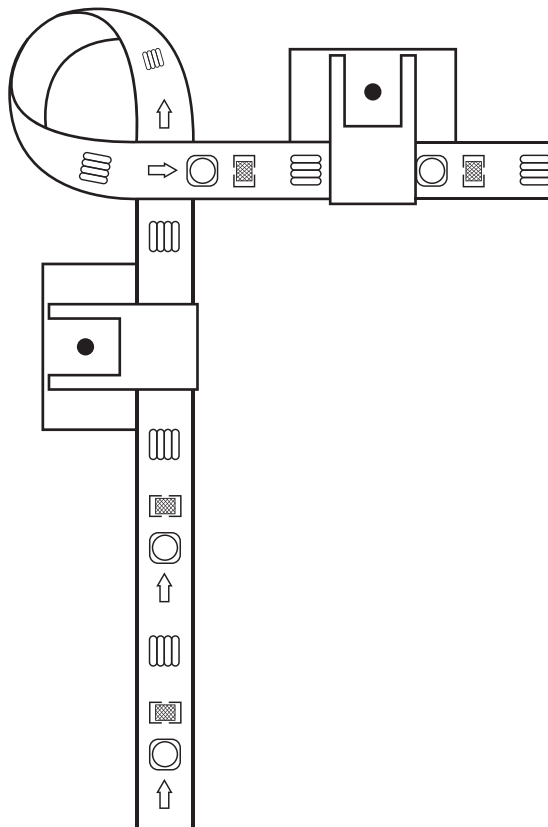
# Steuerbox



# Fernbedienung



Bei Eckaufstellung den Streifen biegen und mit Clips verstärken;  
(HINWEIS: LED-Perlen biegen vermeiden)



## Table des matières

---

|                             |    |
|-----------------------------|----|
| Caractéristiques du produit | 31 |
| Paramètre du produit        | 31 |
| Dimension du produit        | 31 |
| Contenu de la boîte         | 32 |
| Schéma d'installation       | 33 |
| Ajouter un périphérique     | 33 |
| Utilisation en mode groupe  | 35 |
| Boîtier de commande         | 36 |
| Télécommande                | 37 |

## Caractéristiques du produit

version Bluetooth : bande 5.0

portée de connexion : jusqu'à 15 mètres

commande centralisée : connectez jusqu'à 200 appareils en même temps

## Paramètre du produit

tension : DC-5-24V

intensité maximale : 3A

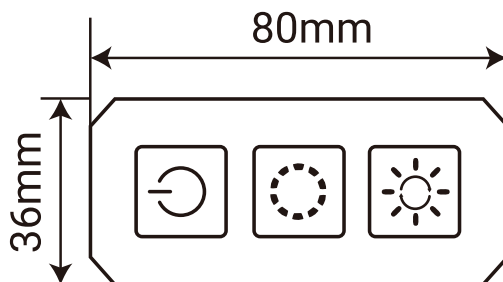
puissance maximale : 72W

taux d'humidité : 80% HR


environnement de travail : intérieur

température de fonctionnement : -20°C - 45°C (-4°F - 113°F)

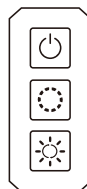
## Dimension du produit




## Contenu de la boîte



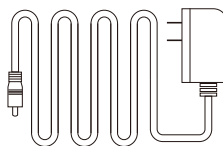
Bande lumineuse



Télécommande



24 touches sur la télécommande



Chargeur



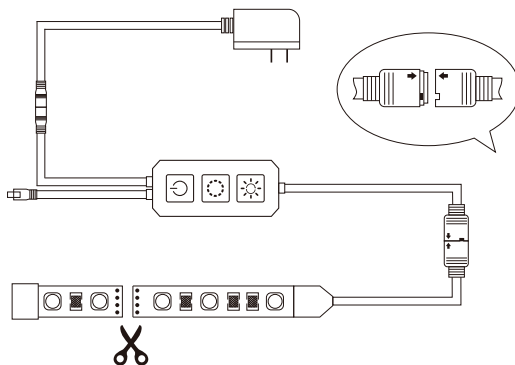
Manuel



Ruban adhésif 3M



## Schéma d'installation



## Ajouter un périphérique

(1) Télécharger : appli Lideka Home




## (2) Ajouter un périphérique :

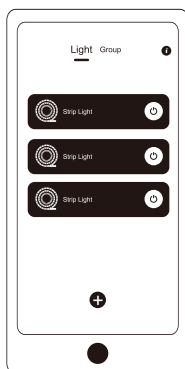
- Allumez la bande LED et ouvrez l'application Liddeka Home
- Assurez-vous que le système GPS et le Bluetooth sont activés
- Appuyez sur « + » pour ajouter



Appuyez sur « + ».




Dispositif de recherche




Device found

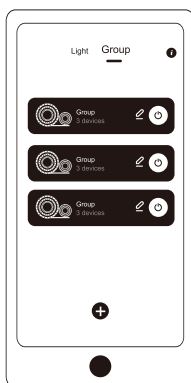
# Utilisation en mode groupe



Appuyez sur « + ».

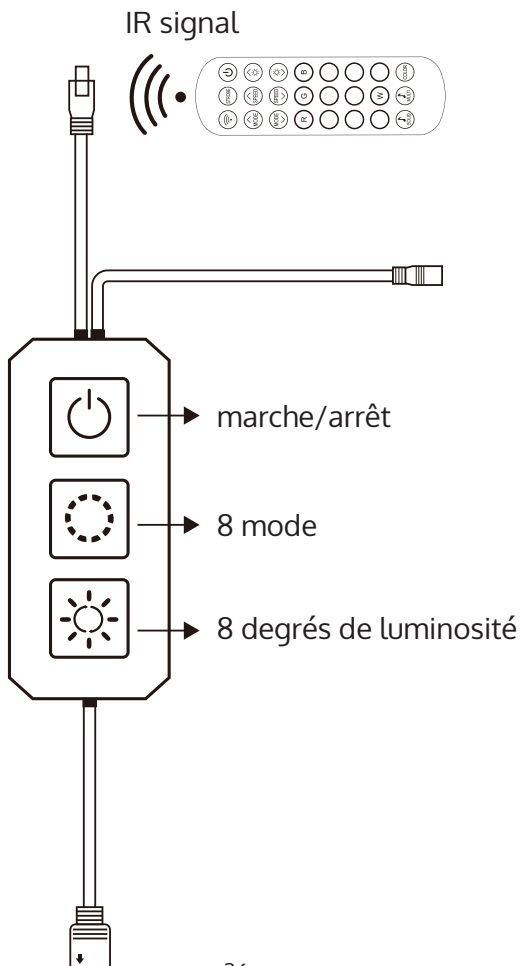


Dispositif de recherche



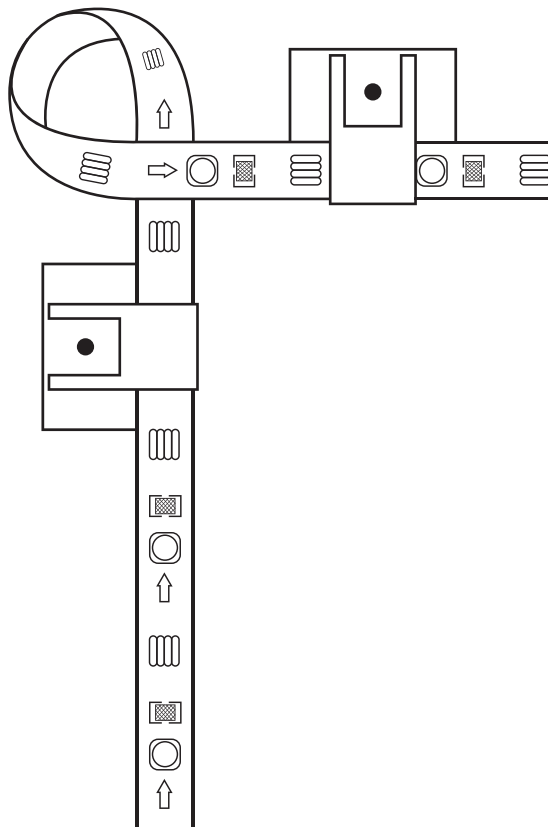
Namensgruppe

# Boîtier de commande





Pour une installation en angle, pliez la bande comme indiqué ci-dessous, et renforcez-la à l'aide des crochets prévus à cet effet (ATTENTION : éviter de tordre les Leds).





SOFT RAYS  
OF LIGHT



ENVIRONMENTALLY  
FRIENDLY



LOW  
NOISE



LOW  
HEAT



ENERGY  
SAVING



ULTRA VIOLET  
RADIATION

**LED** strip

BLUETOOTH RGB



LIDEKA  
— LED —