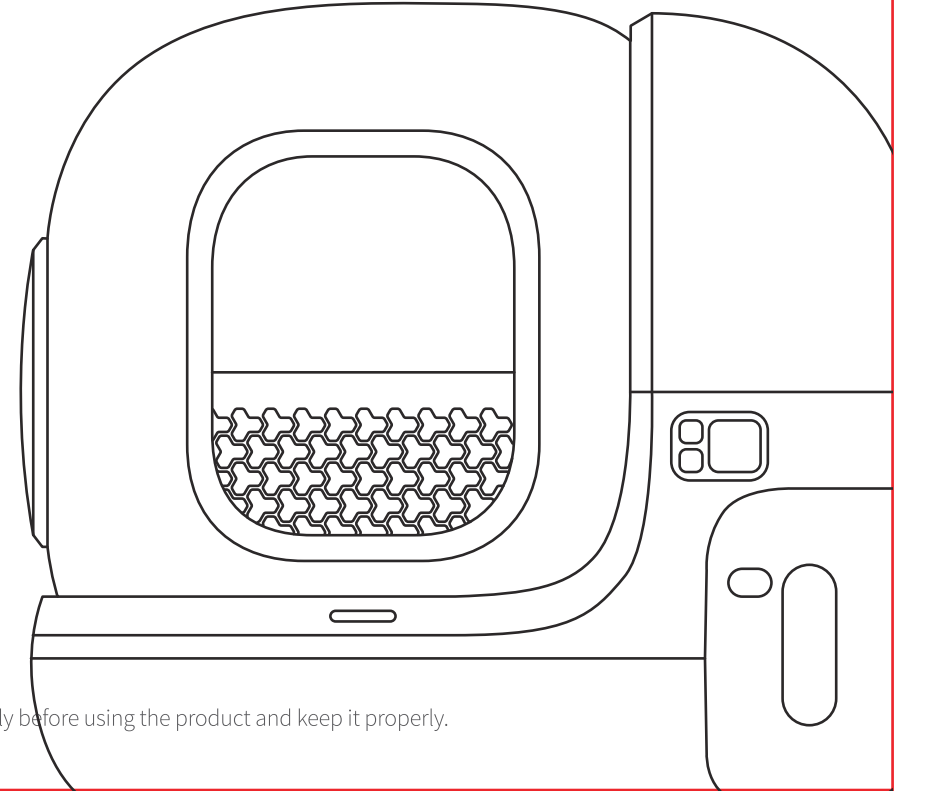


PETKIT

INSTRUCTION MANUAL

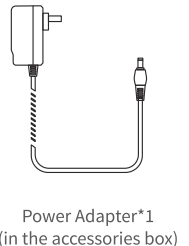
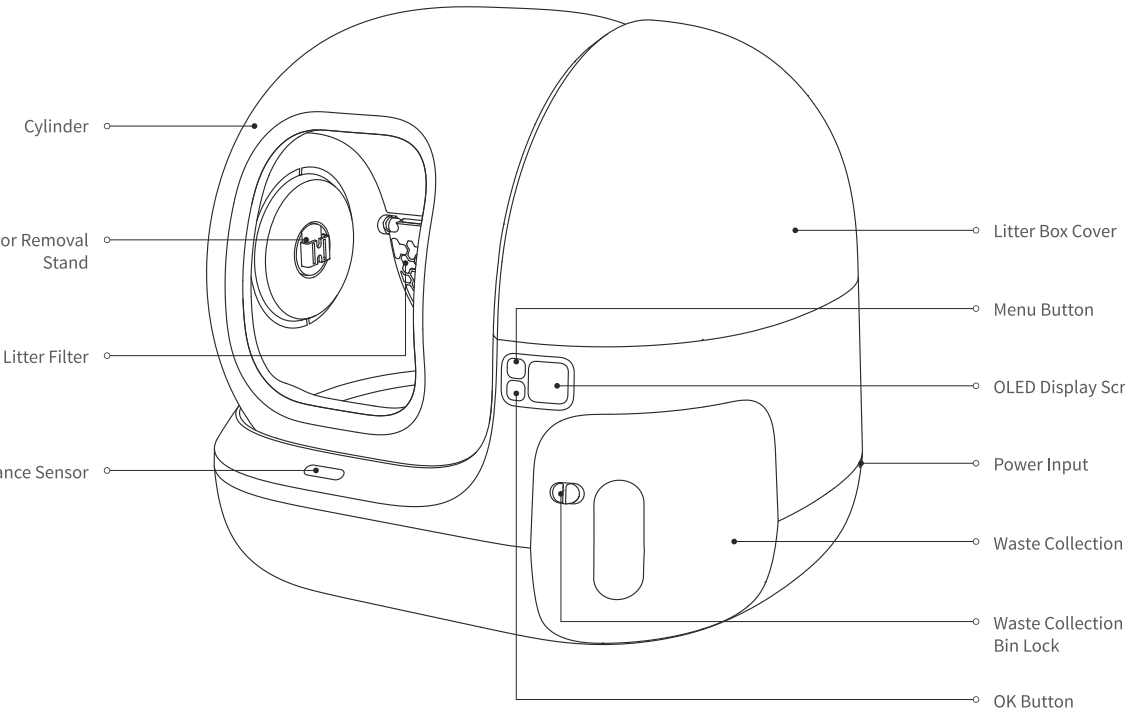
PURA MAX

The self-cleaning cat litter box

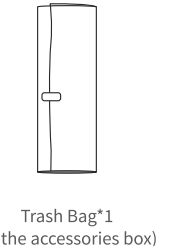


Please read the User Manual carefully before using the product and keep it properly.

| PRODUCT DESCRIPTION AND PACKING LIST



Power Adapter*1
(in the accessories box)



Trash Bag*1
(in the accessories box)



PETKIT PURA AIR Smart Spray*1
(in the accessories box)

*Note: In order to provide a better user experience, we will be implementing periodic product enhancements. Product images shown for illustration purpose only. Actual product may vary from the image shown on the box. For any discrepancies, please refer to the actual product.

| USE THE APP



Scan to download the "PETKIT" App.

Please download the "PETKIT" App from the Apple Store or the Android App Market. Enter the "Home" page and click "+" to add your device. Follow the prompts to bind your PURA MAX.

| A MESSAGE TO OUR VALUED CUSTOMERS

- Thank you for choosing PETKIT PURA MAX, the self-cleaning cat litter box. We at PETKIT have done our best to make life easier for you and your pets with technology.
- Please carefully read the User Manual before using the product. By setting up and using this product, you are acknowledged that you have already read and accepted the safety guidelines listed below.
- We are not liable and will not accept responsibility for any accidents or injuries that result from improper use of this product.
- PETKIT reserves the rights of interpretation and revision.

| USER SAFETY GUIDE

- Failure to follow the safety guides outlined below can result in product malfunction or other unforeseen mishaps.
- Please install and use the product as instructed in the User Manual.
- For pets heavier than 3.5lbs and older than 6 months.
- Do not place the product in a high-temperature and high-pressure environment.
- For indoor use only. Do not expose the product directly to sunlight for extended periods of time. Do not place it near an open flame.
- PURA MAX is using low voltages. However, pets can still damage the power cord if they chew on it. Please keep your pets away from the Cord.
- Only use the provided Power Adapter. Using a different power adapter may result in damages to the product and potential safety hazards.
- Make sure the product is located on a flat level. Do not place the product against the wall.
- To avoid safety hazards, do not incline the product.
- Please keep the product dry.
- To avoid weight sensor damage. Please lift the product carefully when you have to.
- Please turn off the power, when you need to move the product or stop using it.
- Children should use this product under the guidance of adults.
- Repairs should be done under the guidance of a professional to avoid safety hazards.
- Please do not place any objects on the top of the product.
- Please make sure to leave enough cat litters in the Cylinder and enough space in the Waste Collection Bin before leaving for the trip.
- If you encounter any problems while using this product, please contact us immediately.

| SET-UP



Scan the QR Code to watch a video on How to Set Up PURA MAX.

| CLEAN



Scan the QR Code to watch a video on How to Clean PURA MAX.

| ADDITIONAL PURA MAX ACCESSORIES FOR PURCHASE

- PETKIT Everclean Cat Litters (water dissolvable)
- PETKIT Everclean Trash Bags
- PETKIT PURA AIR Smart Spray

| AVAILABLE FOR PURCHASE AT

www.petkit.com

| JOIN PETKIT USER COMMUNITY

www.petkit.com/forum

| FIND US, TAG US AND HASHTAG US #PETKIT

- Instagram: @petkit_official_account
- Twitter: @petkitaccount
- Facebook: Petkitofficial @petkit001
- YouTube: PETKIT OFFICIAL
- Reddit: PETKITOFFICIAL

| CUSTOMER SERVICE

Email: support@petkit.com
Phone: 1-800.664.0284 (9am-6pm CST Mon.-Fri.)

| CONTACT US

Press and Business Inquiries: info@petkit.com
Distributors Inquiries: sales@petkit.com
Return Your Order: return@petkit.com
Customer Service: support@petkit.com (please allow 48 hrs for our customer service to reply to your emails.)
Customer Service Phone: 1-800.664.0284 (9am-6pm CST Mon.-Fri.)

This device complies with part 15 of the FCC Rules. Operation is subject to the following two conditions:
(1) This device may not cause harmful interference, and ; (2) this device must accept any interference received, including interference that may cause undesired operation.

FCC warning:

Any Changes or modifications not expressly approved by the party responsible for compliance could void the user's authority to operate the equipment.
Note: This equipment has been tested and found to comply with the limits for a Class B digital device, pursuant to part 15 of the FCC Rules. These limits are designed to provide reasonable protection against harmful interference in a residential installation. This equipment generates uses and can radiate radio frequency energy and, if not installed and used in accordance with the instructions, may cause harmful interference to radio communications. However, there is no guarantee that interference will not occur in a particular installation. If this equipment does cause harmful interference to radio or television reception, which can be determined by turning the equipment off and on, the user is encouraged to try to correct the interference by one or more of the following measures: -Reorient or relocate the receiving antenna.
-Increase the separation between the equipment and receiver.

-Connect the equipment into an outlet on a circuit different from that to which the receiver is connected.
-Consult the dealer or an experienced radio/TV technician for help.

The device has been evaluated to meet general RF exposure requirement.

This equipment complies with FCC radiation exposure limits set forth for an uncontrolled environment. This equipment should be installed and operated with minimum distance 20cm between the radiator & your body.

IC warning

- English:
This device complies with Industry Canada licence-exempt RSS standard(s). Operation is subject to the following two conditions:
(1) This device may not cause interference, and
(2) This device must accept any interference, including interference that may cause undesired operation of the device.

- French:
Le présent appareil est conforme aux CNR d'Industrie Canada applicables aux appareils radio exempts de licence. L'exploitation est autorisée aux deux conditions suivantes:
(1) l'appareil ne doit pas produire de brouillage, et
(2) l'utilisateur de l'appareil doit accepter tout brouillage radioélectrique subi, même si le brouillage est susceptible d'en compromettre le fonctionnement.

| BASIC SPECIFICATIONS

Product Name	PETKIT PURA MAX	Product Weight	9.5kg
Product Code	P9902	Wireless Connectivity	Bluetooth
Product Dimensions	620 *538 *552mm	Rated Voltage	12V
Intended Uses	Cats	Rated Power	24W
Product Materials	PP, ABS	Waste Collection Bin Capacity (volume)	7L

Disposal
The European directive 2012 / 19 / CE on Waste Electrical and Electronic Equipment(WEEE), requires that old household electrical appliances must not be disposed in the normal unsorted municipal waste stream. Old appliances must be collected separately in order to optimize the recovery and recycling of the materials they contain and reduce the impact on human health and the environment. The crossed out "wheeled bin" symbol on the product reminds you of your obligation, that when you dispose of the appliance it must be separately collected. Consumers should contact their local authority or retailer for information concerning the correct disposal of their old appliance.