

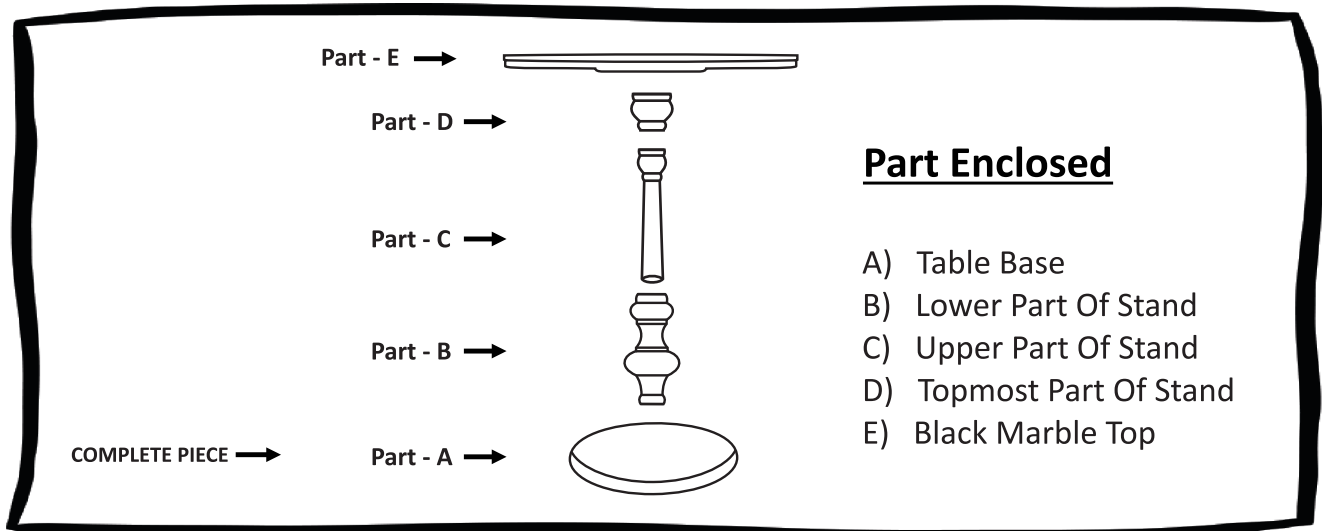


BOLD
monkey

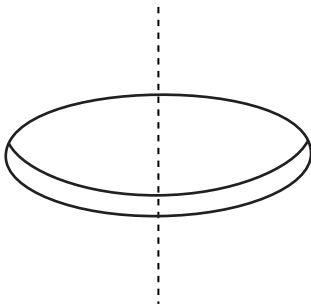
ASSEMBLY INSTRUCTIONS

BM21003 OWN THE GLOW BISTRO TABLE

Thank you for your purchase!



1



To Assemble

1) Place Part **A** on ground.

2



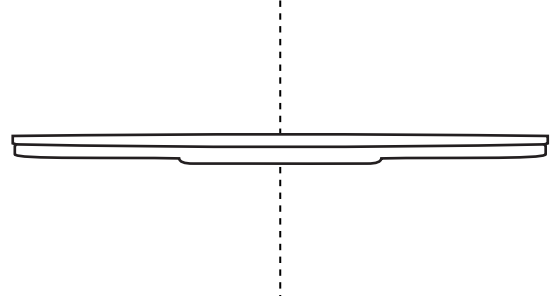
2) Fix Part **B** on Part **A** by rotating it counter clockwise.

3



3) Place Part **C** & **D** on Part **B** & Fix by rotating it counter clockwise.

4



4) Place Part **E** carefully on Part **D** and rotate it counter clockwise to complete the assembly of your table.