

# TYR – OSEBERG

## User guide

1. Semi-mechanical gaming keyboard with RGB rainbow light effects
2. 25 keys with anti-ghosting & N-key rollover
3. Aluminum top cover
4. Blue (tactile) switches
5. Switch lifetime is more than 20 million click
6. 105 key layout with 12 multimedia keys (F1 – 12)
7. "Plug and Play" - no driver required, easy to operate




## Anti-ghosting & N-key Rollover:

25 keys with anti-ghosting & N-key rollover:

Q, A, Z, W, S, X, E, D, C, R, F, V, T, G, B, M, Space, ↑, ↓, ←, →, Tab, Ctrl-L, Shift-L, Alt-L

## Multimedia keys:

There are 12 multimedia keys offering quick access to the most commonly used functions.  
Press Fn+F1 to F12 to activate the desired functions.

 + 	Open mail	 + 	Play & Pause
 + 	Home page	 + 	Next track
 + 	My computer	 + 	Multimedia
 + 	Search	 + 	Volume down
 + 	Player stop	 + 	Volume up
 + 	Previous track	 + 	Mute

## 4 RGB LED Backlight Functions:



Press the light button to toggle between the 4 different settings.

### 1. RAINBOW LIGHT ON:



From the off position, press the light key button once and the keyboard light will turn on.



+



/



You can adjust the brightness in 5 levels. Simply the press FN+ ↑, ↓ to adjust the brightness in steps from 100, 75, 50, 25, 0 percent. This mode is the only mode that allows you to adjust the brightness.

### 2. FAST WAVING RAINBOW LIGHT:



From off position, press light key button twice and the keyboard will go into "fast waving rainbow light"-mode.

### 3. SLOW WAVING RAINBOW LIGHT:



From off position, press the light key button three times and the keyboard will go into "slow waving rainbow light"-mode.

### 4. RAINBOW LIGHT OFF:



Press the light key button until the keyboard light turns off (max. four click).

System requirements:

Windows: 98/2000/ME/XP/VISTA/Win7/8/10

Dimensions:

440.6\*132.4\*38.4mm

Weight:

915±10g