



HYPHEN[®]

User manual



www.rollingsqua.re

Index

- 1 Components
- 2 Turn ON and OFF
- 3 Pair
- 4 Reset
- 5 Pair, single earbud mode
- 6 Pair, after one earbud is already paired
- 8 Advanced Touch Control
- 9 Charging
- 11 LED status
- 13 Specifications
- 14 Safety informations
- 16 Need help?

Components

Earbuds LED

TCA (touch control area)

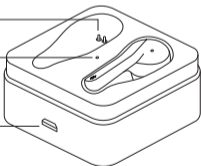


HYPHEN

Charging pins

Case LED

Charging port



HYPHEN Case

Make sure to fully charge the HYPHEN Case before the first use.

Turn ON and OFF

Automatic
turn **ON**



Automatic
turn **OFF**

Manual
turn **ON**

2 sec

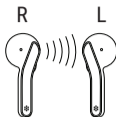


Manual
turn **OFF**

5 sec

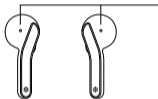
Pair

1



R connects to L
(automatic)

2



Left LED blinking
white

L / R are in phone
pairing mode

3




Select HYPHEN on your device's
Bluetooth menu to pair both.

If HYPHEN don't automatically pair with each other nor with the device put them back in the case and start over.






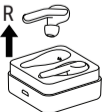
Reset



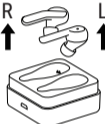

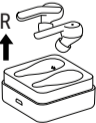
1. Make sure the case is charged, then turn OFF the Bluetooth on your device while both earbuds are in the case.
2. Pick up the Left earbud to automatically turn it ON, then wait 1 minute.
3. Tap the Left earbud's TCA 5 times, the LED will breath orange.
4. Pick up the Right earbud to automatically turn it ON. Tap the Right earbud's TCA 5 times, the LED will breath orange. (You don't have to wait 1 minute for this step).
5. Turn ON the earbuds at the same time, the earbuds will connect to each other.
6. Turn ON Bluetooth on your device and pair the earbuds.

Pair, single earbud mode















To be connected	Action	on Bluetooth menu 
R		select HYPHEN - Right only
L		select HYPHEN

Pair, after one earbud is already paired

Already connected	To be connected	Action	⌘
	L	<p>1 R </p> <p>2 L </p>	HYPHEN
	R	<p>1 L </p> <p>2 R </p>	HYPHEN - Right only

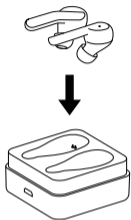
Already connected	To be connected	Action	⌘
	L + R	<p>1 R</p>  <p>2 R L</p> 	HYPHEN
	L + R		HYPHEN

Advanced Touch Control

Function	Tap on TCA n. times
	●
	● ● R earbud
	● ● L earbud
 voice assistant	● ● ●
	 2 sec R earbud*
	 2 sec L earbud*
	●
 reject call	 2 sec
	●
ON	 2 sec
OFF	 5 sec

*Only while audio is playing.

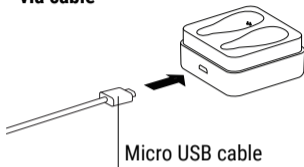
Charging HYPHEN



Simply put the earbuds back in the case to charge. They will snap magnetically. The LED on the earbuds will be orange while charging and OFF when the earbuds are fully charged.

Charging HYPHEN Case

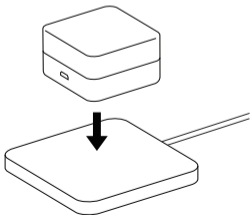
- **via cable**



- **via wireless charger**

HYPHEN Case
can be either
open or closed.

Lay carefully on
the wireless
charger's surface.



LED status

HYPHEN

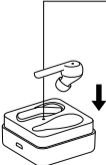
Status	LED
Charging	Orange
Battery 100% in case, charging case connected to power source	OFF
Pairing to each other	White blinking (Both earbuds)
Pairing to phone	White blinking (Left only)
Paired to phone	White for 5s, then OFF
During usage	OFF
Turn OFF	Orange LED breathes twice, then OFF

LED status

HYPHEN Case

Status	LED
Charging	Orange
Battery 100%, connected to power source	White
Not connected to power source	OFF

To show case's battery level when not connected to the power source:

	LED	Battery
	White	Enough to charge earbuds at least once
	Orange	NOT enough to charge earbuds at least once

Specifications

Bluetooth: 5.0

Weight: 55 g

Power input: DC 5 V

Battery capacity:

Earbud: 3.7 V, 40 mAh

Charging case: 3.7 V , 400 mAh

Working time:

Call: 300 min

Music: 270 min

Charging time:

Earbuds: 30 min

Charging case: 60 min

Supports: HFP 1.7, HSP 1.2, A2DP 1.3,
AVRCP 1.6, SPP 1.2 and PBAP 1.0

Sensitivity: 93±3 dB (at 1KHz 1mW)

Impedance: 16±10% Ω

Frequency response: 20-20 KHz

SPL Stes frequency response: 30-5000 Hz

Buzz and Rattles: 0.5 V (50 Hz - 5 KHz)

Distortion: <5% at 1000 Hz

Transmission distance: up to 30m / 100ft

Main material: ABS

Double channel support: YES

Water resistance: IPX5

Safety informations

- Listening at high volume for long periods of time can cause hearing damage.
- Do not use the product in an environment that requires your full attention (i.e. in traffic).
- Do not insert the earbuds too deep in your ears and never insert them without eartips.
- Keep the product , accessories and packaging parts out of reach of children and pets to prevent accidents or choking hazards.

Preventing damages to the product and malfunctions

Always keep the product dry and do not expose it to extreme temperatures to avoid corrosion or deformation.

Clean the product only with a soft, dry cloth.

Intended use / Liability

This earbuds are designed for use with portable devices and hi-fi systems.

It is considered improper use when this product is used for any applications not named in the associated product guides.

The company does not accept liability for damage arising from abuse or misuse of this product.

Need help?

www.rollingsquare.support

Our Customer Support Team is always
available for you.



www.rollingsqua.re

RollingSquare® and HYPHEN® are owned and operated by Ferraris Group Sagl, a company with its main offices in Corso San Gottardo 99, Chiasso 6830, Switzerland.