

# CLAIM YOUR 1 YEAR WARRANTY

Your product is **not yet warranted** for a period of 12 months from the original date of purchase under the terms of conditions of this warranty.

To claim your 1 year warranty, please go to [www.trylumime.com/claimwarranty](http://www.trylumime.com/claimwarranty)

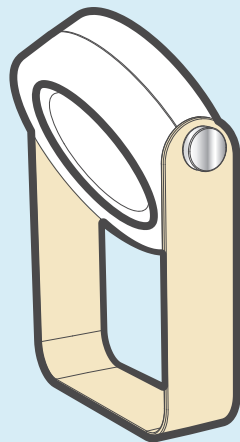
The 1 year warranty covers manufacturing defects. Proof of purchase is required. The warranty against defects does not cover loss, damage, breakage, changes in appearance, kinks, or the gradual degradation of all or part of the goods due to normal wear, mishap, careless handling, improper use, or use outside of our care instructions.

Product of Freebird Products®

# LumiMe®

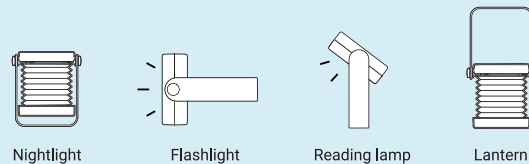
# Marka.

## Lantern Lamp

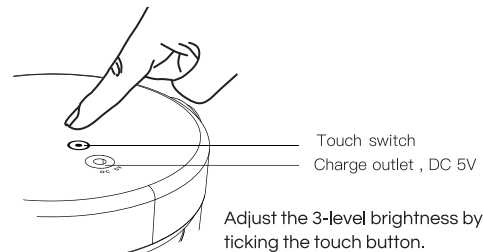


## Quickstart Guide

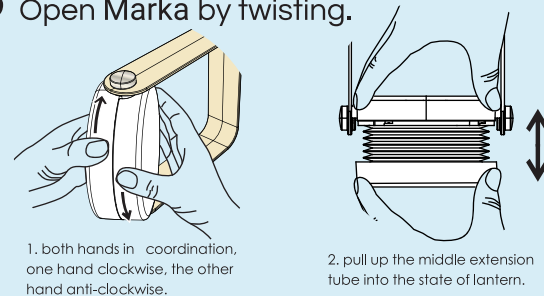
1 Use Marka wherever, however you like.



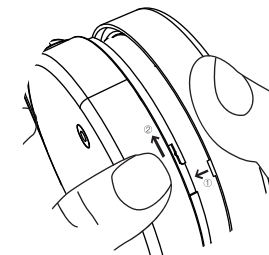
2 Turn on Marka by ticking the touch button.



3 Open Marka by twisting.

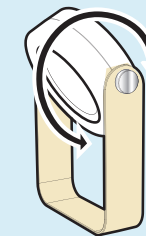


4 Buckle up Marka.



First, aiming at the denting groove with the salient point, press the top and bottom cap with both hands, and then revolve it clockwise in the meantime to make sure the salient point snap into place.

5 Turn Marka in any direction.



360° adjusting the lighting angle by revolving.

For any questions please visit our website or contact our customer service.

**Global**  
[www.trylumime.com](http://www.trylumime.com)  
[info@trylumime.com](mailto:info@trylumime.com)

**The Netherlands**  
[www.lumime.nl](http://www.lumime.nl)  
[info@lumime.nl](mailto:info@lumime.nl)

**Social Media**  
f [facebook.com/lumime.original](https://facebook.com/lumime.original)  
i [instagram.com/lumime.original](https://instagram.com/lumime.original)  
t [twitter.com/lumime.original](https://twitter.com/lumime.original)