



SWC-363

denver.eu

06/22



FR

Cet appareil et
ses accessoires
sont recyclables

À DÉPOSER
EN MAGASIN



OU

À DÉPOSER
EN DÉCHÈTERIE



Points de collecte sur www.quefairedemesdechets.fr
Privilégiez la réparation ou le don de votre appareil !

Getting Started

Caution: When the first time you use the fitness tracker, please make sure to fully charge it before using. Please read this user guide carefully before using the product. It contains important information for your safety as well as use and maintenance advice. Keep this user guide for future reference.

Safety Precautions

The product contains electrical components that could cause injury if not handled properly.

- Do not open the enclosure or disassemble the product.
- Do not expose the product to extremely high or low temperatures.
- Do not use the product in a sauna or steam room.
- Do not leave the product in direct sunlight for an extended period of time.
- Do not dispose the product in a fire, the built-in battery can explode.
- The product features a built-in battery, which is not user replaceable.
- Do not check call notifications or other data on the product's screen while driving or in other situations where distractions could be hazardous.
- The distance travelled may be inaccurate. It is for reference only and should not be used as any navigational reference.
- The product should usually rest a finger's width below the wrist bone, as you would normally wear a bracelet.
- This product has been classified as IP67 daily waterproof.

Caution: The device may cause skin irritation. Prolonged contact may contribute to skin irritation or allergies in some users. If you notice any signs of skin redness, swelling, itchiness or other skin irritation, please discontinue using the product. Continued use, even after symptoms subside, may result in renewed or increased irritation. If symptoms persist, consult your doctor. Do not open the enclosure or disassemble the product.

Blood Oxygen Notice

- WARNING!** Only a medical practitioner is qualified to interpret your blood oxygen measurements. The use of this smart bracelet should not replace regular medical examinations.
- Blood Oxygen can be subjected to wide fluctuations in a short period of time. Its level depends on many factors.
- Different medicines, alcohol and smoking can exert a large influence on the level of Blood Oxygen. Do not smoke, drink caffeinated beverages or exercise within the 30 minutes before measuring your blood oxygen.

Intended Use

This smart bracelet is intended for monitoring fitness-related metrics such as heart rate, blood pressure, distance walked or run, calorie consumption and quality of sleep. Data measured should not be used for any medical, ambulatory or dietary reference.

Product Overview



Power-on

Press and hold the side button for 3 seconds or plug in the magnetic charging cable to charge the smart watch.



Download and connect with smart watch App

1. Download and install App.

- Scan the QR code with your phone to download the App.
- iOS system: search and download “Da Fit” from App Store.
- Android system: search and download “Da Fit” from Google Play.



Da Fit

Note: your mobile phone must support Android 5.1 or IOS 8.0 or above, and Bluetooth 4.0 or above.

2. Connect smart watch with App.

1. Click "Add Device" to find the smart watch.

You have not link a device.

NOTIFICATIONS

ALARMS

SHUTTER

OTHERS

UPGRADE

2. Click on your device in the device list scanned.

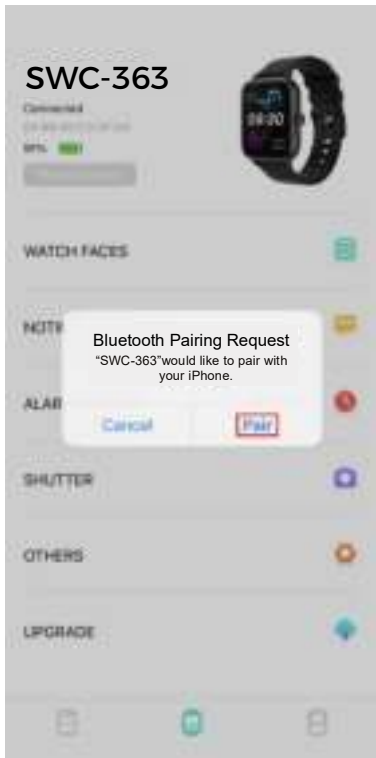


ADD A DEVICE

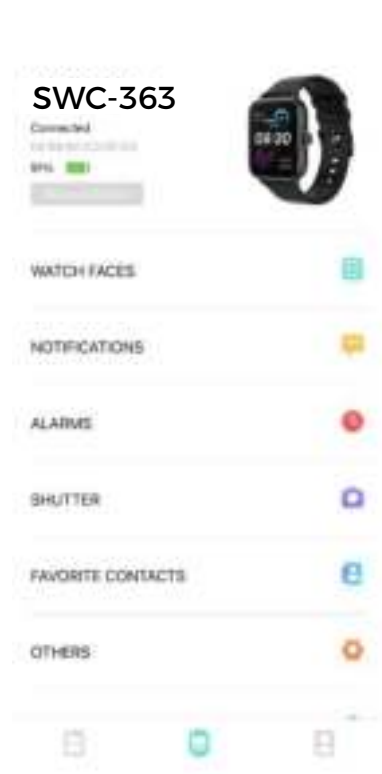


3. The iOS system will show a Bluetooth pairing request and you can click "Pair" to confirm.

Android system connects with your watch directly.



4. Successfully bound.



Bluetooth call connection

Android phone:

1. After the App successfully connects to the watch's Bluetooth, your phone will automatically pop up a "pairing" request, click "Allow".
2. Some mobile phone models don't need a pairing confirmation. After connecting the watch with App, the Bluetooth connection for call function is also established. Then you can answer and make calls on the watch.

iOS phone: Go to Settings > Bluetooth, search for the device SWC-363 and pair with it. After the devices are connected successfully, you can make and answer calls from your watch.

Remove Bluetooth call connection

Android phone: The device can be disconnected from your mobile phone by simply clicking on "Remove device".

iOS phone: Go to Settings > Bluetooth, select SWC-363, then click "Forget This Device", your watch and mobile phone are now disconnected.

Smart watch functions

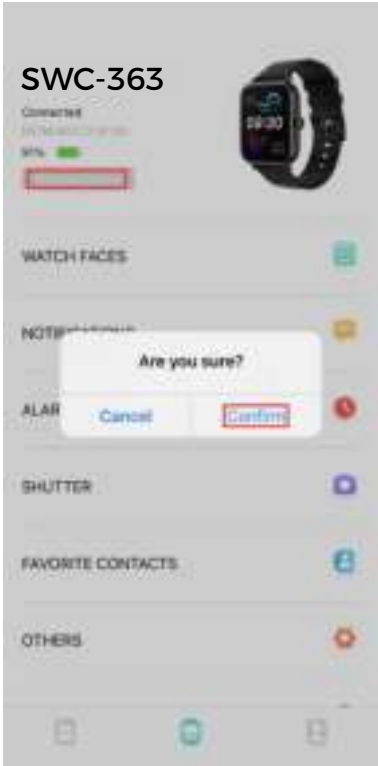
Swipe the touchscreen to switch the menu interface and access the various features of the watch. The interfaces are shown below:



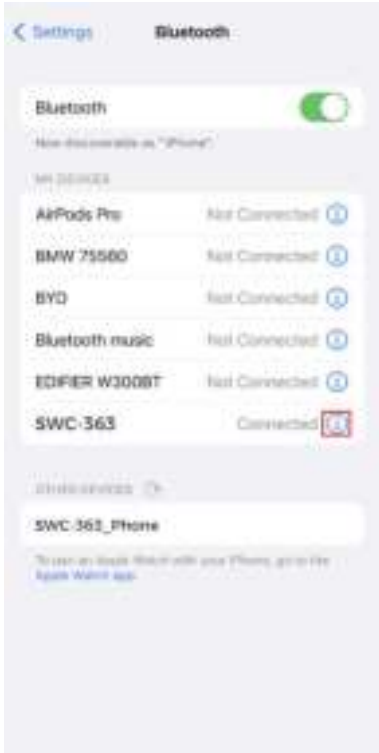
Remove the device

For Android phones, the device can be disconnected from your mobile phone by simply clicking “Remove device”.

For iOS phones, after binding removal from the App, go to Settings > Bluetooth, then click “Forget This Device”.



①



②



③



④

Frequently Asked Questions (FAQs)

1. Why does the smart watch automatically disconnect Bluetooth when the Android phone's screen is locked?

- 1 > Lock background App. When the Da Fit process is cleared, the smart watch will be disconnected from the mobile phone.
- 2 > Allow App self-startup.
- 3 > Allow unrestricted background operation. The Android mobile phone intelligently restricts the background operation of Apps by default. Users need to manually allow the App to run in the background.

2. Why can't the smart watch receive message push?

- 1 > Please confirm that you have turned on the switch for message push in notification on mobile phone.
- 2 > Please confirm that messages can be displayed normally in the mobile phone notification bar. The message push on the smart watch is gone after you read the message from the mobile phone notification bar. The smart watch will not receive the message push if there is no message in the mobile phone notification bar. (You need to find notification settings in the mobile phone settings, and turn on the notification switch for WeChat, QQ, call, SMS and others.

3 > Go to settings on your mobile phone. Write "Notification use" in the search box, close settings and re-open Da Fit.

3. Can I wear the smart watch in a bath, sauna or hot tub?

No. The bath water has a relatively high temperature and generates a lot of vapor which is in the gas state with small molecular radius and can easily infiltrate into the smart watch from the shell gap. When the temperature drops down, the vapor will condense into liquid droplets which can easily cause short circuit and thus damage the smart watch.



Warning:

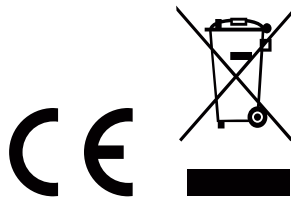
Please consult your doctor before starting a new exercise program. The smart watch should not be used for any medical purpose though it may dynamically monitor the heart rate in real time.

Please notice - All products are subject to change without any notice. We take reservations for errors and omissions in the manual.

ALL RIGHTS RESERVED, COPYRIGHT DENVER A/S



denver.eu



Electric and electronic equipment and included batteries contains materials, components and substances that can be hazardous to your health and the environment, if the waste material (discarded electric and electronic equipment and batteries) is not handled correctly.

Electric and electronic equipment and batteries is marked with the crossed out trash can symbol, seen above. This symbol signifies that electric and electronic equipment and batteries should not be disposed of with other household waste, but should be disposed of separately.

As the end user it is important that you submit your used batteries to the appropriate and designated facility. In this manner you make sure that the batteries are recycled in accordance with legislature and will not harm the environment.

All cities have established collection points, where electric and electronic equipment and batteries can either be submitted free of charge at recycling stations and other collection sites, or be collected from the households. Additional information is available at the technical department of your city.

Hereby, Denver A/S declares that the radio equipment type SWC-363 is in compliance with Directive 2014/53/EU. The full text of the EU declaration of conformity is available at the following internet address: denver.eu and then click the search ICON on topline of website. Write model number: SWC-363. Now enter product page, and RED directive is found under downloads/other downloads.

Operating Frequency Range:2402MHZ-2480MHZ

Max Output Power:4.2W

DENVER A/S

Omega 5A, Soeften

DK-8382 Hinnerup

Denmark

www.facebook.com/denver.eu

Contact

Nordics

Headquarter

Denver A/S

Omega 5A, Soefsten

DK-8382 Hinnerup

Denmark

Phone +45 86 22 51 00

(Push "2" for support)

E-Mail

For technical questions,
please write to:

support.hq@denver.eu

For all other questions
please write to:

contact.hq@denver.eu

Germany

Denver Germany GmbH Service

Gutenbergstrasse 1

94036 Passau

Phone +49 851 379 369 40

E-Mail support.de@denver.eu

Fairfixx GmbH

Repair and service

Rudolf-Diesel-Str. 3 TOR 2

53859 Niederkassel

(for TV, E-Mobility/
Hoverboards/
Balanceboards, Smartphones
& Tablets)

Phone +49 851 379 369 69

E-Mail denver@fairfixx.de

Austria

Lurf Premium Service GmbH

Deutschstrasse 1

1230 Wien

Phone +43 1 904 3085

E-Mail denver@lurfservice.at

Benelux/France

Denver BENELUX BV

Barwoutswaarder 13C+D

3449 HE Woerden

The Netherlands

Phone +31 348 420 029

E-Mail support.nl@denver.eu

Spain

Denver SPAIN S.A.

C/ Moscú, 1 Pol.Ind.Mas de Tous

46185 La Pobla de Vallbona

Valencia (Spain)

Phone +34 960 046 883

E-Mail support.es@denver.eu

Portugal

Phone +35 1255 240 294

E-Mail denver.service@satfiel.com

If your country is not listed above,
please write an email to
support.hq@denver.eu



Denver A/S
Omega 5A, Soeften
DK-8382 Hinnerup
Denmark

denver.eu