


STARRY ROTATING NIGHT LIGHT PROJECTOR

INSTRUCTION MANUAL

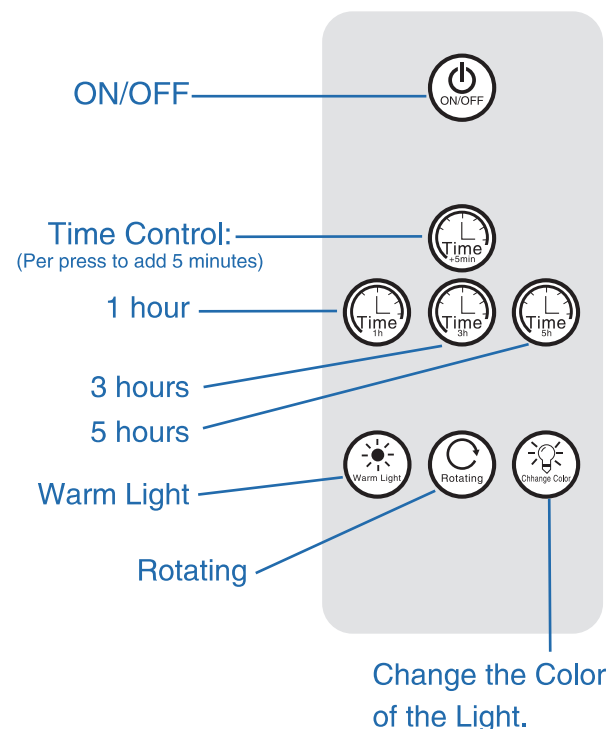
ITEM NO. : ES19

01/ Introduction

Remote Control Star Projector is an upgrade to the standard Projector Night Light. This deluxe Starry Rotating Night Light Projector can rotate and project colorful light onto a smooth ceiling or wall, creating a relaxing, intimate, and cozy atmosphere.



02 / Remote Control



Use 2 batteries (AAA 1.5V)

03 / Installation steps

1. Rotate counter-clockwise to open the rocket base.
 2. Align the rocket's 3 brackets to the slotted position to install correctly.
 3. Rotate clockwise to reassemble the rocket base.
- Note: Do not rotate the rocket base too tightly when assembling as this will cause it to loosen again.**

04 / Charging Mode

Power input:

When charging, the light is red, and when it is fully charged, the red light is off.

Built-in lithium battery

Use the USB cord (included in the package) and adaptor (not included in the package, please prepare your owns) to connect the rocket base to a standard outlet. The battery will be fully charged after 5-6 hours of charging. When fully charged, the product will work for 13-14 hours. It can charge while in use.

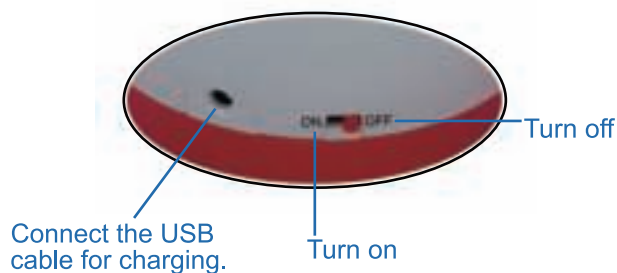
Note: Do not use in outlets where the voltage is over 5V. Cannot be charged by computer. Only use the adaptor to charge.

05 / Function Instructions

Remove the top cover

- 1 Boot: Turn on the unit using the switch on the side of the product. Then short press the power button. At this point, the screen will show the number "000."
- 2 Timed shutdown: Press the "Time Control" button to create a timed shutdown of the machine. Each additional press will add 5 minutes.
- 3 Warm Light: Short press the "Warm Light" button on the machine.
- 4 Change color: Press the "Change the light's color" button to switch the color of the light.
- 5 Rotating function: Press the "Rotating" button to direct the machine to rotate.

Note: The switch on the side of the product should be turned off when the projector is not running.



06 / Product Features

Input Voltage:5.1V
Working output Voltage:4.1V
Working output current:250mA Power:4.5W
lithium Battery Capacity:1200mAh
Built-in lithium rechargeable battery.

07 / Package Included

- 1x Star Projector Night Light
- 1x 2m USB Cable
- 1x User Manual
- 1x Remote control
- 1x After-sales card