

# SELF-WASH AND DRY FLAT MOP

MAKE YOUR HOUSEWORK MUCH EASIER

## Instructions



1



Monteer de handgrepen één voor één en verbind ze vervolgens met het platte bord.

2



Steek de platte plaattanden in de drie kleine vakken van de moppad voordat u de pad op de platte plaat bevestigt.

3



Om de flatboard in één richting evenwijdig aan het stuur te vouwen voordat u de dweil in de emmer wast of droogt.

4



Omhoog en omlaag om de dweil te wassen met krachtige knijptanden.

5



Omhoog en omlaag om de dweil met het mes te drogen.

6








Met wateruitlaatontwerp om water uit te gieten.

## PRODUCT CHARACTERISTIC

- Self-squeezing wash and dry in one flat mop bucket.
- With water outlet design to pour out water, no need to carry the heavy bucket.
- Microfiber pad is washable.
- High Quality Production with 100% new material.
- Easy to clean your house, self-squeezing mop with powerful squeezing teeth no need to wash by your hand.
- Easy to storage for the mop, the pole can be stand in the bucket, no need much space.

## ⚠ ATTENTION

	Please waive the package and stickers when you use it in the first time. Please make sure there is no damage by artificial factor during transportation.		Kids use self-wash and dry flat mop should be kept watching by adults.
	Don't use metal powder to wash the product avoid scraping.		Don't repair, disassemble, remake the product by yourself.
	Don't put self-wash and dry flat mop under the sunshine directly or close to the fire avoid damage.	Please read it carefully before using our mop.	
<b>⚠ WARNING!</b>		Please remind your family (especially older and kids), don't play on the wet floor, which will cause to slip.	

- When using self-wash and dry flat mop, don't let minors play it, especially take care of children, avoid to be possible hurt hand.
- Our product is plastic, don't put it under the file, hot, cold situation. Or it will be caused shape changed, damage, burn, embrittlement and lower product usability, even break the product.
- Don't put self-wash and dry flat mop under the sunshine directly or close to the fire.
- Don't leave water, oil stain, detergent on the pole, suggest using neutral dry cloth to clean the pole.
- Don't stick any other corrosive labels on products.