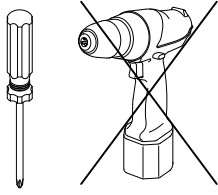


ASSEMBLY INSTRUCTIONS

MODEL : OLIVIA DINING TABLE





Before you begin, please follow assembly instructions carefully, then follow them step by step.



PART LIST

1	TOP PANEL	1PC
2	TABLE LEG	4 PCS

HARDWARE

A	HEX COMB 5/16 x 2"		8 PCS
B	SPRING WASHER 5/16		8 PCS
C	FLAT WASHER 5/16		8 PCS
D	SPANNER		1 PC

STEP 1

