

front

back

Welcome Guide  
Slim Laptop Stand

LURK® Stand

LURK®  
Makes things easier



**Thank you for choosing the LURK Slim Laptop Stand**  
Raises your screen for a healthier spine.  
**Perfect for:**  
• Standing desks.  
• Making presentations.  
• Propping up your device when you are on a video chat or watching movies.  
• Placing your reading material too!

**SPECIFICATIONS**

Model : LU-ST0001  
Useable Laptop Size : Less than 18 Inch  
Travel Bag Material : Nylon  
Stand Net Weight : 6 oz(160g)  
Support Weight : 22lb(10Kg)  
Adjustable Height Level : 7.01 Inch To 9.95 Inch(17.8cm To 25.30cm)  
Folded Dimension : 13.1 Inches\*1.3 Inches(33.5cm\*3.5cm)

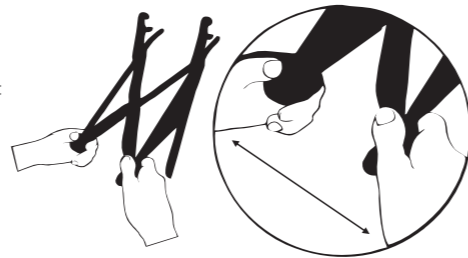
**CUSTOMER SERVICE**

We welcome any opportunity to serve you better. You can choose how you prefer to reach us.

✉ Email: [Krultrading@gmail.com](mailto:Krultrading@gmail.com)

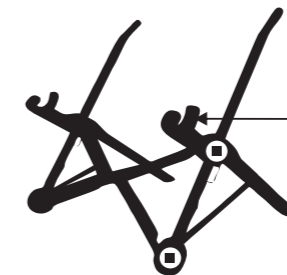
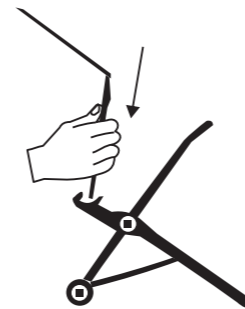
**Step 1**

Unfold the stand by pulling out the feet



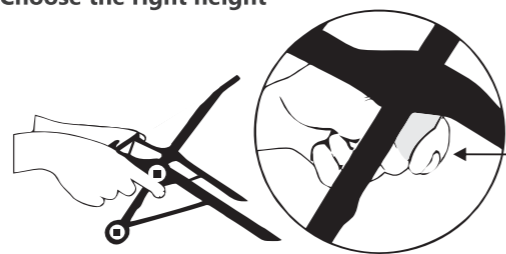
**Step 2**

Place laptop within the groove



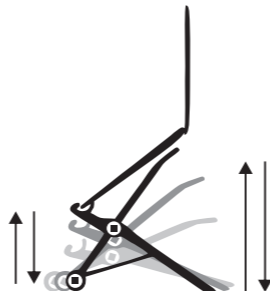
The grooves rotate to hold the laptop

**Choose the right height**



Pull the 2 levers simultaneously to adjust height

Adjustable front height (9.5 ~15 cms)



Adjustable rear height (19.5 ~ 25 cms)

**and enjoy better posture**



✗ Painful Back, Neck, Shoulders



✗ Healthy Posture, Greater Comfort