

MN1P Specification

SERIES NO.	MN1AP / 2.1MEGA WDR 1080P HD-SDI/CVBS CAMERA
IMAGE SENSOR	1/3" MEGAPIXEL CMOS WDR SENSOR (ROLLING SHUTTER)
CCD TOTAL PIXELS	2010(H) X 1108(V) APPROX. 2.1M PIXEL
EFFECTIVE PIXELS	1944(H) X1029(V)
SCANNING SYSTEM	PROGRESSIVE SCAN
SYNC SYSTEM	INTERNAL
MINIMUM ILLUMINATION	0.05 LUX @ AGC ON /SENS-UP OFF/ F1.2
RESOLUTION	OVER 1000 TV-LINE
ICR-SET CONTROL	AUTO, TRIGGER IN , SMART IR,
GAIN CONTROL	AUTO
EXPOSURE CONTROL	AUTO, MANUAL, IRIS PRIORITY
S / N RATIO	48DB (TYP) (GAMMA, APERTURE, AGC OFF)
AUTO IRIS	AES / ALC-DC LENS
VIDEO FORMATOUT	1080P 25/30HZ
DNR CONTROL	OFF/LOW/MIDDLE/HIGH
DIGITAL VIDEO OUT(HDV)	HD-SDI/EX-SDI (WITHOUT CABLE DRIVER) & YUV:422
ANALOG VIDEO OUT	CVBS
GAMMA CORRECTION	0.45 / 0.5 / 0.55 / 0.6 / 0.65
DIGITAL ZOOM	1.0~8.0
PROTOCOL	RS-485(OPTIONAL FUNCTION)
FUNCTION	BRIGHTNESS/SENS-UP/LEVEL(HLC)/BLC/WDR/AUTO/AUTO ECT./ XDR/SHADING/PRIVACY/MOTION/SD-CBCR/HD-CBCR/YUV
OPERATION TEMPERATURE	-20°C TO 50°C
OPERATIONAL HUMIDITY	WITHIN 85% RH
POWER SUPPLY	DC12V±1V / 200MA

Caution for Installation:

1. Avoid places where there is direct sunlight. When using the camera outside.
2. Be careful, never let any water in this equipment.
3. Do not directly touch the Sensor device. If necessary, use a soft cloth moistened with alcohol to wipe off the dust.
4. When the camera installs in dust or wet environment, please puts into the camera housing.
5. Be extra careful not to shake the camera.
6. Avoid places where temperatures exceed 50 °C or more.
7. Be extra careful not to mistake plug in connect.
8. The camera are only operated with regulative adaptor DC 12V, AC to DC non-regulative adaptor may cause camera damaged.

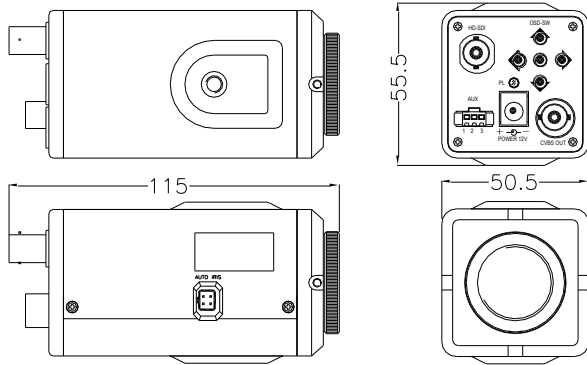
Family product line up:

For HD-SDI repeater application:

Model No.MN1AP VER 0.1

MN1AP C/CS Mount BOX

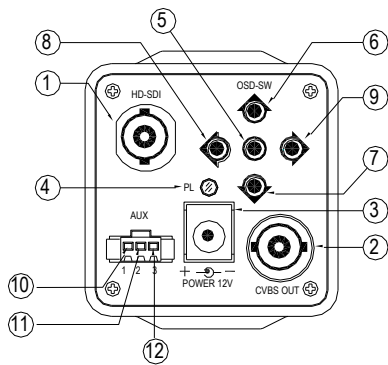
Dimension (Unit : mm / ±0.3mm)



Rear board definition

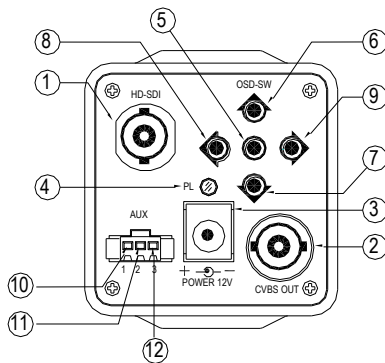
- ① HDV VIDEO OUT(SDI type)
- ② SDV VIDEO OUT
- ③ POWER IN DC-JACK
- ④ POWER ON INDEX LED
- ⑤ OSD-SW "ENTER"
- ⑥ OSD-SW "UP"
- ⑦ OSD-SW "DOWN"
- ⑧ OSD-SW "LEFT"
- ⑨ OSD-SW "RIGHT"
- ⑩ AUX 1 : " optional "
- ⑪ AUX 2 : " optional "
- ⑫ AUX 3 : " optional "

Body side connector: DC IRIS



Item No.MHD-63MN1APH-D

- HD-SDI/EX-SDI Video out
- Power: DC 12V/200mA
- Day/ Night :IR-Cut filter
- Features : MN1 common functions



Item No.MHD-63MN1APH-DICR

- HD-SDI/EX-SDI Video out
- Power: DC 12V/200mA
- Day/ Night :IR-Cut Removable filter
- AUX port:(OSD setting External setting at low)
 - AUX-1: optional
 - AUX-2: optional
 - AUX-3: optional
- Features : MN1 common functions

MN1P OSD Infrastructure (Index)

OSD Main Menu	functions	Parameter/content	Remark
LENS	ALC AES	INDOOR/OUTDOOR	
EXPOSURE	BRIGHTNESS FREQ SHUTTER SENS-UP AGC	----- ----- 10 50Hz/60Hz AUTO_1/30(25) MANUAL _1/30(25) 、 1/60(50) 、 1/120(100) 、 1/240 、 1/500 、 1/1000、1/2000、1/4000、1/8000、 1/16000、1/30000、1/60000 OFF/X2/X3/X4/X5/X6/X7/X8 ----- ----- 10	
BACKLIGHT	OFF ECLIPSE BLC WDR	----- ----- 10 H/V-POS 5 (0~20) H/V-SIZE 5 (0~20) LOW/MIDDLE/HIGH	
DAY&NIGHT	MODE IR LED SMART IR EXTERN S/W AGC THRES MARGIN DELAY	AUTO/COLOR/B&W/EXTERN YES/NO ON/OFF HIGH/LOW ----- ----- 10 ----- ----- 10 LOW/MIDDLE/HIGH	
WHITE BAL	ATW ATW EXT. PRESET MANUA	 one-pushing R-GAIN ----- ----- 10 B-GAIN ----- ----- 10	
DNR	HIGHT/MIDDLE/LOW/OFF		
IMAGE	SHARPNESS GAMMA COLOR GAIN MIRROR FLIP D-ZOOM XDR	----- ----- 10 0.45/0.5/0.55/0.6/0.65 ----- ----- 10 ON/OFF ON/OFF 1.0x~8.0x OFF/LOW/MIDDLE/HIGH	

※The specifications and appearance of the product may change without notice.

	SHADING ON/OFF	WEIGHT 0~100%	
	PRIVACY ON/OFF	ZONE NUM 0-32 ZONE DISP ON/OFF H-POS 0-60 V-POS 0-40 H-SIZE 0-40 V-SIZE 0-40 Y LEVEL ---- ---- 10 CR LEVEL ---- ---- 10 CB LEVEL ---- ---- 10	
MOTION	SENSITIVITY DET H-POS DET V-POS DET H-SIZE DET V-SIZE MOTION OSD ALARM	---- ---- 10 5 (0~60) 5 (0~40) 2 (0~60) 2 (0~40) ON/OFF ON/OFF	
SYSTEM	COMMUNICATION IMAGE RANGE Ouput FORMAT Color Space Fram Rate CVBS LANGUAGE RESET RETURN	CAM ID 1~255 BAUDRATE 2400/4800/9600/57600/115200 PROTOCOL PELCO FULL/COMP 1080P/720P SD-CbCr/HD-CbCr/YUV 30P/25P、60P/50P NTSC/PAL ENG/CHN/CHN(S)/JPN ON(Push)	
EXIT	AUTO/MANUA		