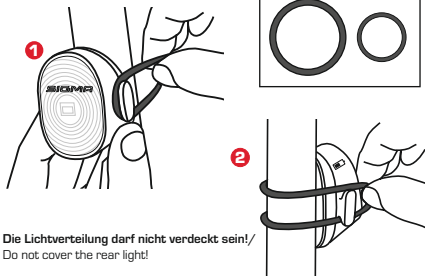


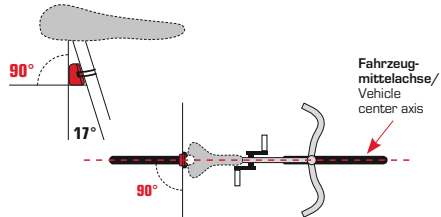
MONTAGE / MOUNTING



Die Lichtverteilung darf nicht verdeckt sein!
Do not cover the rear light!

AUSRICHTUNG / ALIGNMENT

Abschlussseite der Schlussleuchte senkrecht zur Fahrbahn und rechtwinklig zur Fahrzeugmittellachse / Final side of the tail lamp perpendicular to the roadway and at right angles to the vehicle center axis



MODUS / MODE

ON/OFF

- 1 x click = on / standard
- + 1 x click = High power
- + 1 x click = High power flashing
- + 1 x click = off

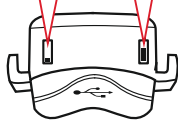
BATTERIESTATUS / BATTERY CONTROL



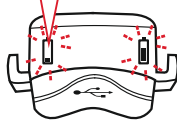
Wenn die LED leuchtet, dann umgehend aufladen!
If light appears, please charge!



unten / bottom

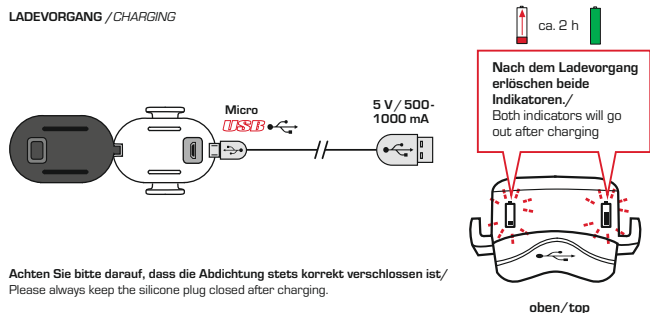


oben / top

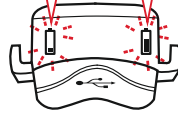


oben / top

LADEVORGANG / CHARGING




Achten Sie bitte darauf, dass die Abdichtung stets korrekt verschlossen ist!
Please always keep the silicone plug closed after charging.



oben / top

Art.-Nr. 18552




LADEGERÄT + MICRO USB KABEL
CHARGER + CHARGING CABLE MICRO-USB

Art.-Nr. 18553



MICRO USB KABEL
CHARGING CABLE MICRO-USB



USB
CHARGING

USB CABLE
INSIDE

NUGGET II FLASH

SIGMA-ELEKTRO GmbH

Dr. -Julius-Leber-Straße 15
D-67433 Neustadt / Weinstraße

SIGMA SPORT USA

1860B Dean St.
St. Charles, IL 60174, U.S.A.

SIGMA SPORT ASIA

4 F, No.192, Zhonggong 2nd Rd.,
Xitun Dist., Taichung City 407, Taiwan

