

FOLD DRONE

INSTRUCTION FOR USE

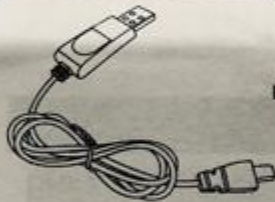
AGES 14+

Voltage and current requirements for USB charging lines

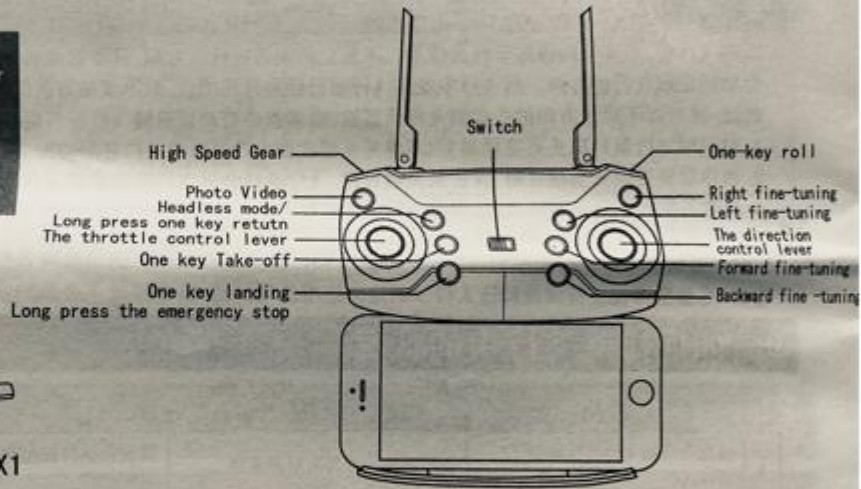
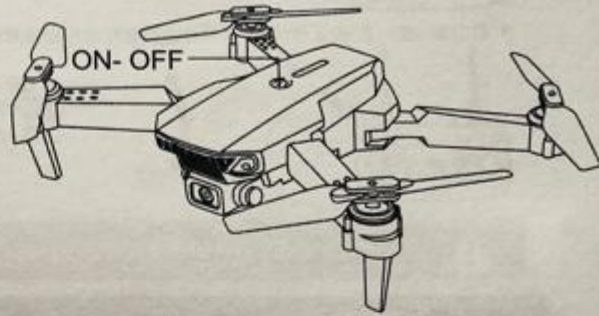
Input voltage	DC4.7-5.3V
Adapter current	0.5-2A

Attention:
The input voltage and current of USB charging line must not exceed this standard. No three-load adapter is allowed. Otherwise, the USB charging line and battery will be damaged.

The knowledge and safety notes below are useful for you in the remote control world. Please read this manual carefully before operating this product and keep it for further reference.



USB charge cable X1



1. THE INSTALLATION OF BATTERY OF REMOTE CONTROL DEVICE

Open the battery cover on the back of remote controller. Insert 3X1.5V "AA" batteries in accordance with the instructions on battery box. (Battery should be purchased separately, old and new or different types of batteries shouldn't be mixed.)

