

QUICK START GUIDE

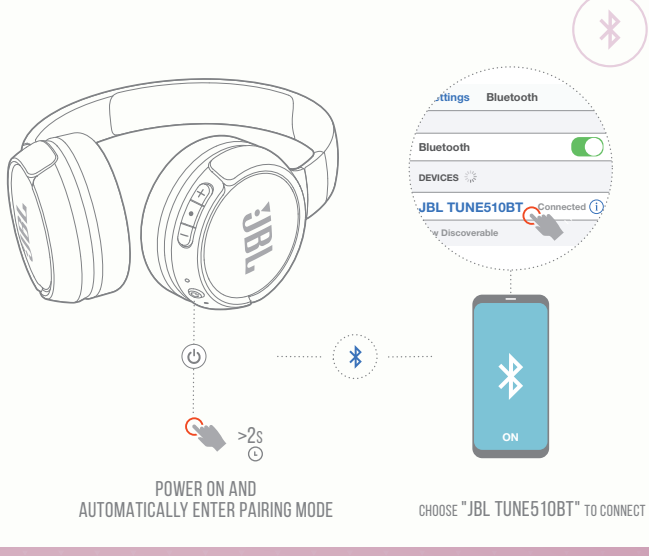
TUNE510BT



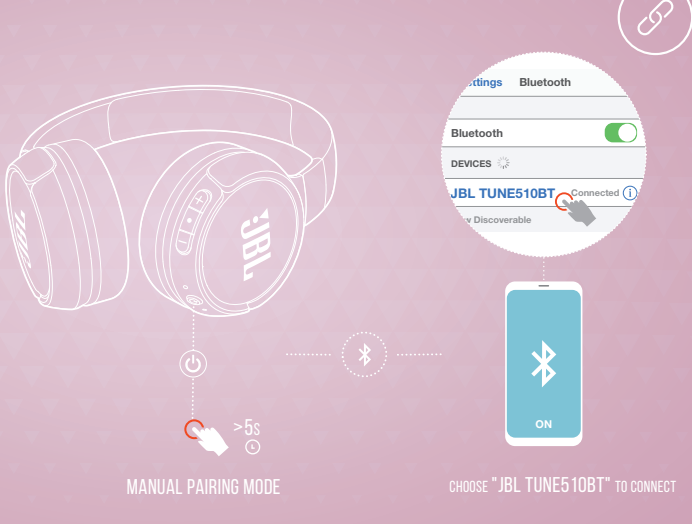
WHAT'S IN THE BOX



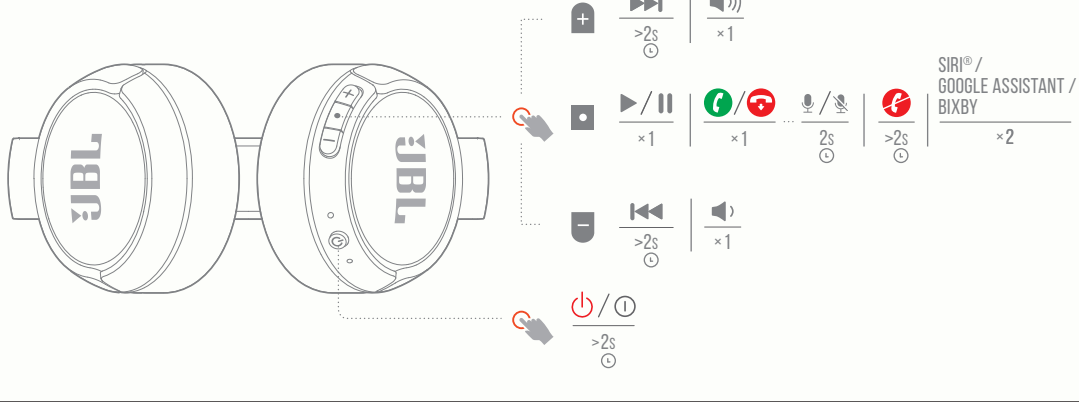
POWER ON & CONNECT



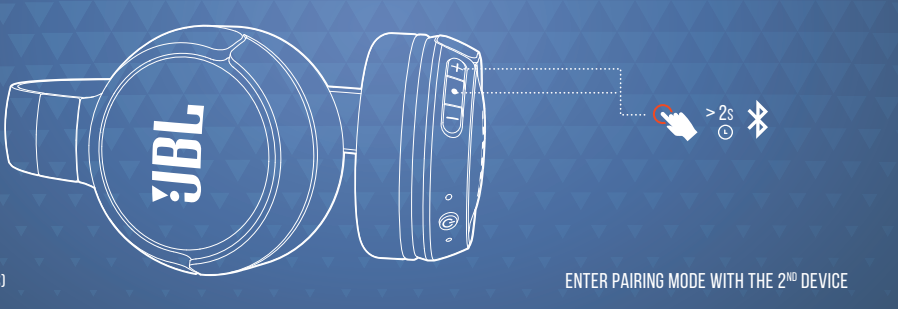
MANUAL PAIRING



BUTTON COMMAND

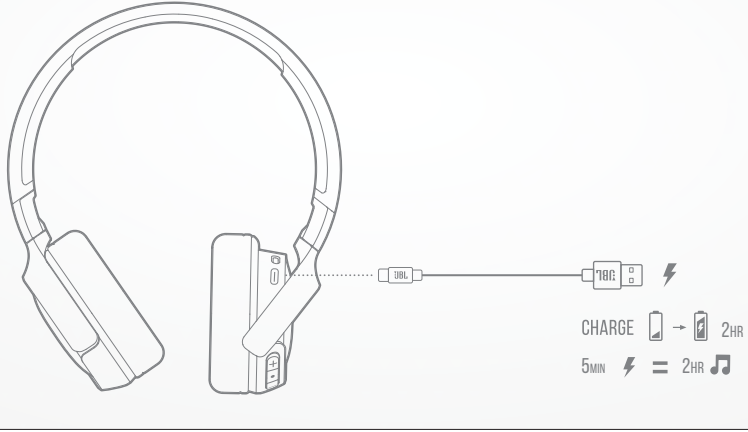


MULTI-POINT CONNECTION

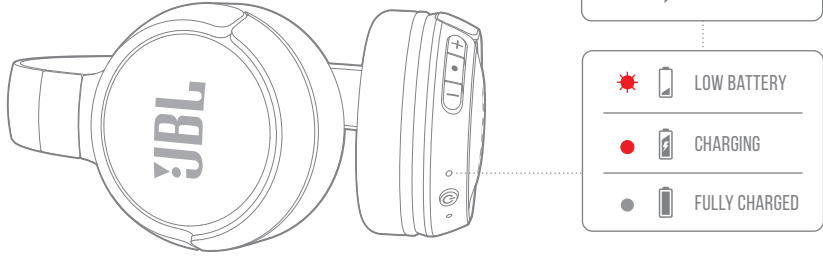


- 1 TO SWITCH MUSIC SOURCE, PAUSE THE MUSIC ON THE CURRENT DEVICE AND SELECT PLAY ON THE 2ND DEVICE.
 - 2 PHONE CALL WILL ALWAYS TAKE PRIORITY.
 - 3 IF ONE DEVICE GOES OUT OF BLUETOOTH RANGE OR POWERS OFF, YOU MAY NEED TO MANUALLY RECONNECT THE REMAINING DEVICE.
 - 4 SELECT "FORGET THIS DEVICE" ON YOUR BLUETOOTH DEVICES TO DISCONNECT MULTI-POINT.
-
- 1ST BLUETOOTH DEVICE
- CHOOSE "JBL TUNE510BT" TO CONNECT
- 2ND BLUETOOTH DEVICE

CHARGING



LED BEHAVIORS



TECH SPEC

Model:	TUNE 510BT
Driver Size:	32 mm / 1.26" Dynamic driver
Power supply:	5V --- 1 A
Weight:	160 g / 0.35 lbs
Headset battery type:	Lithium-ion battery (3.7V / 450 mAh)
Charging time:	2 hrs
Music playtime with BT on:	up to 40 hrs
Frequency response:	20 Hz – 20 kHz
Impedance:	32 ohm
Sensitivity:	103.5 dB SPL@ 1kHz 1mW
Maximum SPL:	95 dB
Microphone sensitivity:	-29 dBV@1kHz/Pa
Bluetooth version:	5.0
Bluetooth profile version:	A2DP v1.3, AVRCP v1.6, HFP v1.7
Bluetooth transmitter frequency range:	2.4 GHz – 2.4835 GHz
Bluetooth transmitter power:	<8 dBm
Bluetooth transmitted modulation:	GFSK, π/4DQPSK, 8DPSK
Maximum operation temperature:	45 °C

