

FOREO



LUNA™ play

THE SMALLEST,
INNOVATIVE
CLEANSING DEVICE!



FULL USER MANUAL

GETTING STARTED

Congratulations on taking the first step towards discovering what a cleansing routine should be by acquiring the LUNA™ play T-Sonic™ facial-cleansing device. Before you begin to enjoy all the benefits of sophisticated skincare technology in the comfort of your home, please take a few moments to carefully read the instructions in this manual.

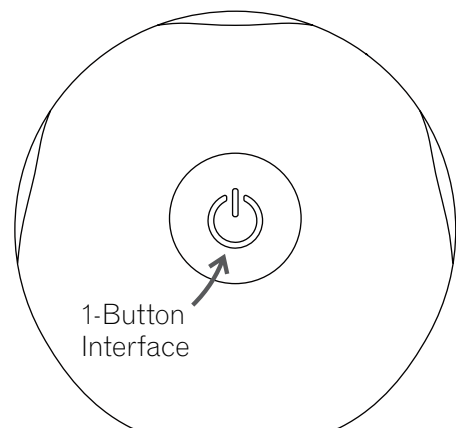
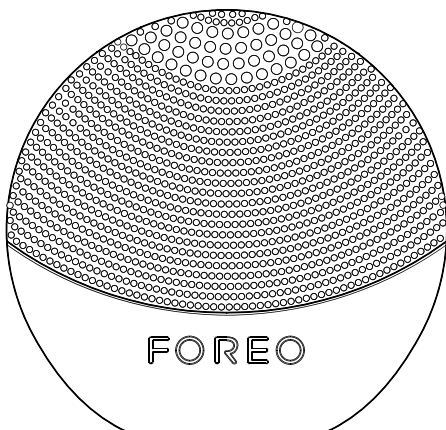
Please **READ ALL INSTRUCTIONS BEFORE USE** and utilize this product only for its intended use as described in this manual.

⚠ WARNING: NO MODIFICATION OF THIS EQUIPMENT IS ALLOWED.

LUNA™ play OVERVIEW

The LUNA™ play marks a revolution in facial cleansing from its small size, combining FOREO's groundbreaking T-Sonic™ pulsations with an innovative silicone brush design for a deeper and gentler cleanse. When channeled through smooth, silicone touch-points, T-Sonic™ pulsations remove blemish-causing impurities significantly more effectively than washing by hand, leaving skin clearer and brighter. Deep cleansing also unblocks pores and reduces their appearance, refining and smoothing your skin's texture.

Cleansing Brush
Surface



USING YOUR LUNA™ play

Suitable for all skin types, the LUNA™ play's 2-zone brush features thinner touch-points to gently cleanse sensitive or normal skin and larger areas like the cheeks, and thicker touch-points on the top for precision cleansing and to deeply cleanse areas like the T-zone. We recommend cleansing with the LUNA™ play for 1 minute every morning and evening.


CLEANSING MODE

The LUNA™ play removes 99.5% of dirt and oil*, as well as makeup residue and dead skin cells.



1. APPLY CLEANSER

Remove all makeup, wet the LUNA™ play then dampen your face and apply your regular cleansing product. Turn on your LUNA™ play by pressing the center button once.



2. CLEANSER THE FOLLOWING ZONES:

- Cleanse your chin and cheek using circular movements and repeat on the other side.
- Starting from the center, cleanse your forehead with gentle outward circular strokes.
- Cleanse the nose by gliding up and down one side, then the other. Delicately cleanse the under-eye region using outward strokes.

Press the center button once more to turn off the LUNA™ play.



3. RINSE

Rinse and dry your face to complete the 1-minute cleansing routine. Then, apply your favorite skincare products, if any.

CAUTION: If you experience any discomfort when using your FOREO device, discontinue use immediately and consult a physician.

**Based on clinical tests, results on file.*

CLEANING YOUR LUNA™ play

Always clean the LUNA™ play thoroughly after use. Wash the brush surface with water and soap, then rinse with warm water. Pat dry with a lint-free cloth or towel. We recommend spraying the device with FOREO's Silicone Cleaning Spray and rinsing with warm water afterwards for optimal results.

NOTE: Never use cleaning products containing alcohol, petrol or acetone, as they may irritate the skin.

IMPORTANT FOR OPTIMUM SAFETY:

- Avoid using clay-based, silicone-based or grainy cleansers, exfoliators or scrubs, as they may damage the LUNA™ play's soft silicone touch-points.
- If you have a skin condition or any medical concerns, please consult a dermatologist before use.
- Cleansing with the LUNA™ play should be comfortable – if you experience discomfort, discontinue use immediately and consult a physician.
- Exercise particular care when cleansing the under-eye regions and do not bring the device into contact with the eyelids or eyes themselves.
- For reasons of hygiene, we do not recommend sharing your LUNA™ play with anyone else.
- Avoid leaving your LUNA™ play in direct sunlight and never expose it to extreme heat or boiling water.
- Close supervision is necessary when this device is used by, on, or near children, as well as those with reduced physical and mental abilities. .
- Discontinue use if this product appears damaged in any way. This product contains no serviceable parts.
- Given the efficiency of the FOREO cleansing routine, we recommend that you do not use the LUNA™ play for more than 3 minutes at a time.
- Use this device only for its intended use as described in this manual.

If you do not find the answer to your specific question in the troubleshooting section, or if you have any other questions regarding the device's operation, please visit the Customer Care section of www.foreo.com.

DISPOSAL INFORMATION

Disposal of old electronic equipment (applicable in the EU and other European countries with separate waste collection systems).



The crossed-out dustbin symbol indicates that this device should not be treated as household waste, but rather be brought to the appropriate collection point for recycling of electrical and electronic equipment. By ensuring this device is disposed of correctly, you will help prevent the potential negative consequences for the environment and human health which could be caused by inappropriate waste handling of the product. The recycling of materials will also help conserve natural resources.

For more information about the recycling of your device, please contact your local household waste disposal service or your place of purchase.

SPECIFICATIONS

MATERIALS:	Body-safe silicone & ABS
COLOR:	Pearl Pink/Fuchsia/Aquamarine/Sunflower Yellow/Midnight/Mint/Purple
SIZE:	50 x 45 mm
WEIGHT:	42.7 g
BATTERY:	Pairdeer LR1 1,5V
USAGE:	up to 100 uses
STANDBY:	100 days
FREQUENCY:	120 Hz
MAX NOISE LEVEL:	<60 dB dB
INTERFACE:	1-button

Disclaimer: Users of this device do so at their own risk. Neither FOREO nor its retailers assume any responsibility or liability for any injuries or damages, physical or otherwise, resulting, directly or indirectly, from the use of this device. Further, FOREO reserves the right to revise this publication and to make changes from time to time in the contents thereof without obligation to notify any person of such revision or changes.

Model may be changed for improvements without notice.

©2016 FOREO AB. ALL RIGHTS RESERVED.

IMPORTER AND DISTRIBUTOR IN EU: FOREO AB, BIRGER JARLSGATAN 22, 114 34 STOCKHOLM, SWEDEN

IMPORTER AND DISTRIBUTOR IN US: FOREO INC., 3565 S. LAS VEGAS BLVD. #159, LAS VEGAS, NV 89109, USA

MANUFACTURED BY FOREO AB

DESIGNED AND DEVELOPED BY FOREO SWEDEN.

www.foreo.com