

# G432

Surround Sound  
Gaming Headset



User Manual



## CONTENTS

English . . . . .	3	Česká verze . . . . .	78
Deutsch . . . . .	8	Slovenčina . . . . .	83
Français . . . . .	13	Українська . . . . .	88
Italiano . . . . .	18	Eesti . . . . .	93
Español . . . . .	23	Latviski . . . . .	98
Português . . . . .	28	Lietuvių . . . . .	103
Nederlands . . . . .	33	Български . . . . .	108
Svenska . . . . .	38	Hrvatski . . . . .	113
Dansk . . . . .	43	Srpski . . . . .	118
Norsk . . . . .	48	Slovenščina . . . . .	123
Suomi . . . . .	53	Română . . . . .	128
Ελληνικά . . . . .	58	Türkçe . . . . .	133
По-русски . . . . .	63	138 . . . . .	العربية
Po polsku . . . . .	68	143 . . . . .	עברית
Magyar . . . . .	73		


[www.logitech.com/support/g432](http://www.logitech.com/support/g432)

## WHAT'S IN THE BOX

1

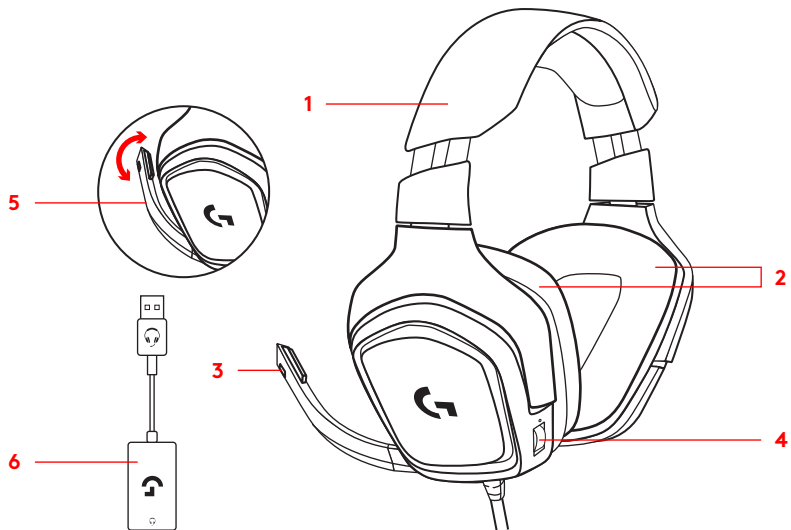


1. G432 Gaming Headset
2. Splitter cable



3. USB audio adapter

## FEATURES



1. Headset

2. Removable earpads

3. Microphone

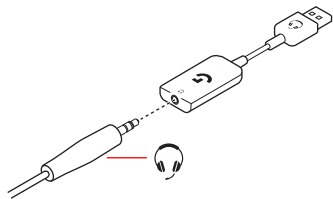
4. Volume control

5. Flip to mute microphone

6. USB audio adapter

# SETUP

1

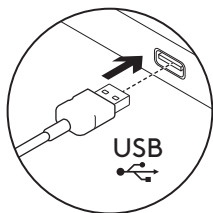


2



[www.logitech.com/support/g432](http://www.logitech.com/support/g432)

3



4



Start G432 software for best experience.

## CHANGING HEADSET SETTINGS



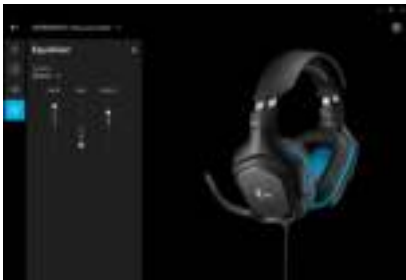
### Acoustics

- Headset and microphone volume



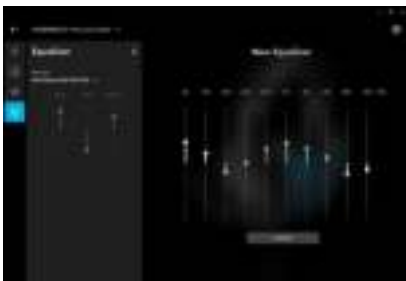
### SurroundSound

- DTS Headphone: X 2.0



## Equalizer

- Bass and treble control



## Custom Equalizer

- EQ settings

# INHALT

1

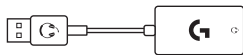


1. G432 Gaming-Headset
2. Splitterkabel

2



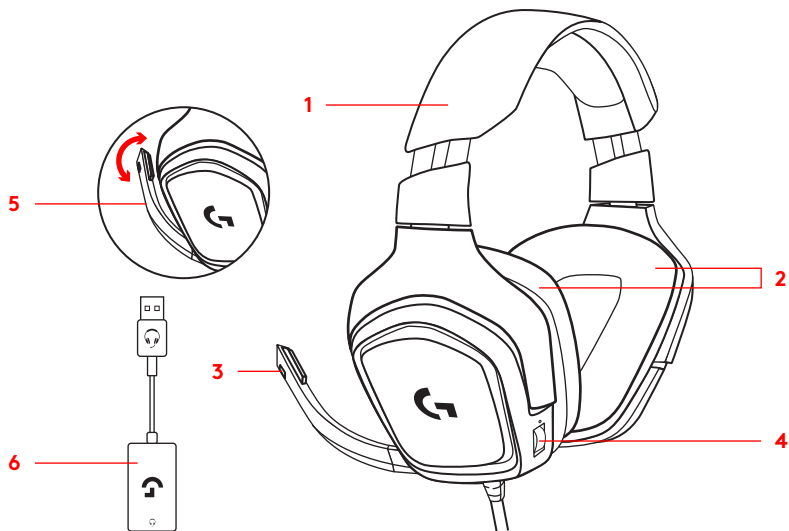
3



3. Adapter für USB-Audio



## PRODUKTEIGENSCHAFTEN



1. Headset

2. Abnehmbare Ohrpolster

3. Mikrofon

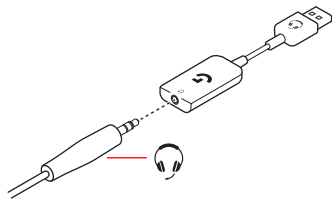
4. Lautstärkeregelung

5. Mikrofon mit Stummschaltung durch Hochklappen

6. Adapter für USB-Audio

# EINRICHTUNG

1

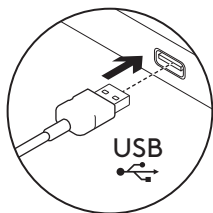


2



[www.logitech.com/support/g432](http://www.logitech.com/support/g432)

3



4



Starte die G432-Software  
für ein optimales Spielerlebnis.

# ÄNDERN DER HEADSET-EINSTELLUNGEN



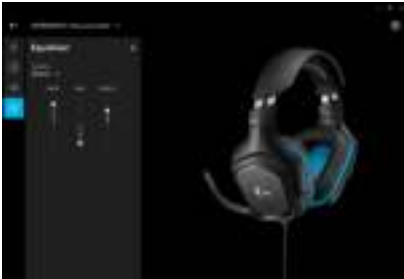
## Akustik

- Lautstärke des Headsets und Mikrofons



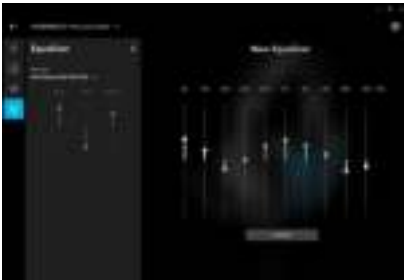
## Surround-Sound

- DTS-Kopfhörer: X 2.0



## Equalizer

- Steuerung von Tiefen und Höhen



## Benutzerdefinierter Equalizer

- EQ-Einstellungen

## CONTENU DU COFFRET

1

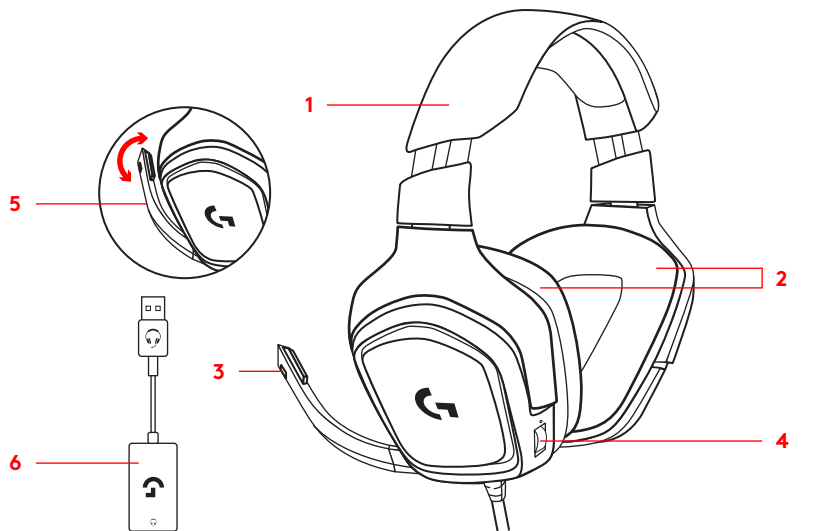


1. Casque gaming G432
2. Câble séparateur



3. Adaptateur audio USB

## FONCTIONNALITÉS



1. Casque

2. Coussinets amovibles

3. Microphone

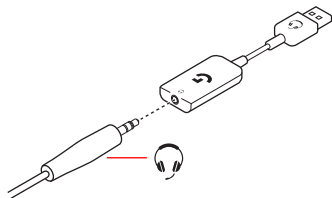
4. Contrôle du volume

5. Microphone avec fonction de sourdine  
Flip-up

6. Adaptateur audio USB

# INSTALLATION

1

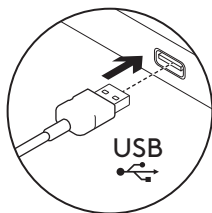


2



[www.logitech.com/support/g432](http://www.logitech.com/support/g432)

3



4



Lancez le logiciel G432 pour optimiser l'utilisation de votre casque.

## MODIFICATION DES PARAMÈTRES DU CASQUE



### Acoustique

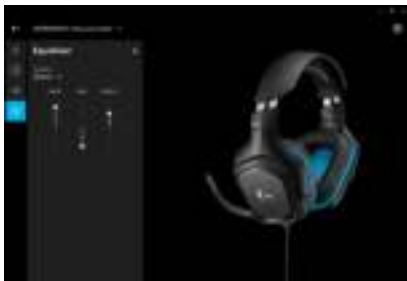
- Volume du casque et du micro



### Son surround

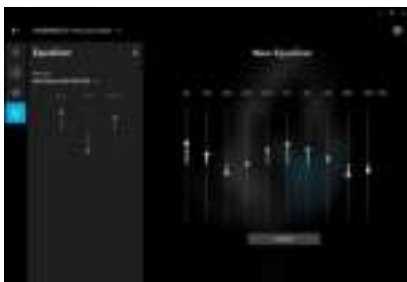
- DTS Headphone: X 2.0





## **Égaliseur**

- Réglage des graves et des aigus



## **Égaliseur personnalisé**

- Paramètres d'égaliseur

## CONTENUTO DELLA CONFEZIONE

1



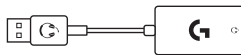
1. Cuffia con microfono per gaming G432

2. Cavo splitter

2

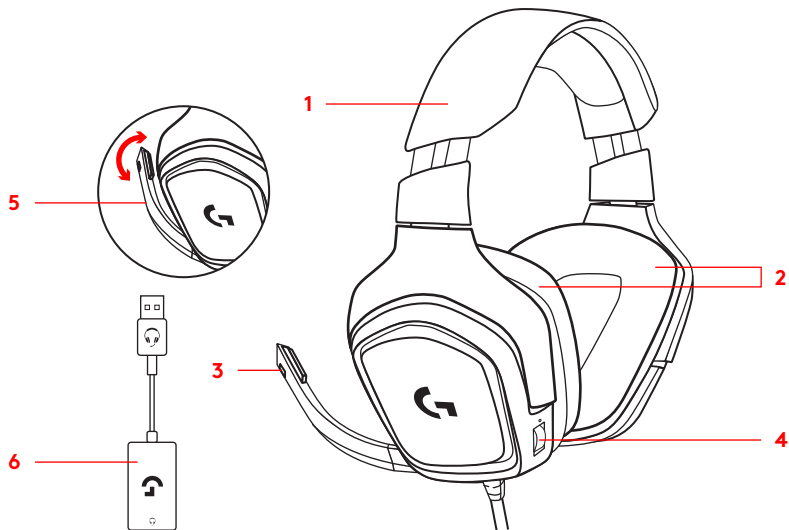


3



3. Adattatore audio USB

## CARATTERISTICHE

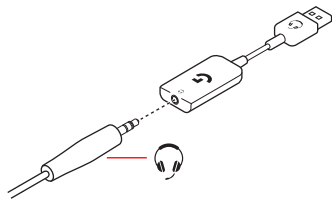


- 1. Cuffie con microfono
- 2. Imbottiture rimovibili
- 3. Microfono

- 4. Regolazione del volume
- 5. Microfono flip-to-mute
- 6. Adattatore audio USB

# INSTALLAZIONE

1

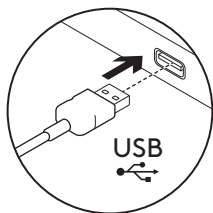


2



[www.logitech.com/support/g432](http://www.logitech.com/support/g432)

3



4



Avvia il software G432  
per prestazioni ottimali.

## MODIFICA DELLE IMPOSTAZIONI DELLE CUFFIE



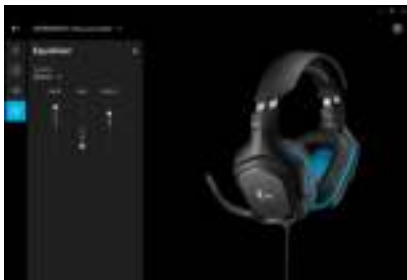
### Acustica

- Volume delle cuffie e del microfono



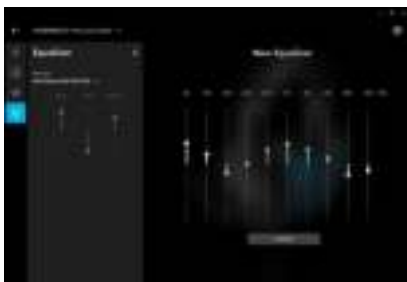
### SurroundSound

- Cuffia DTS: X 2.0



## Equalizzatore

- Controllo bassi e alti



## Equalizzatore personalizzato

- Impostazioni equalizzatore


## CONTENIDO DE LA CAJA

1



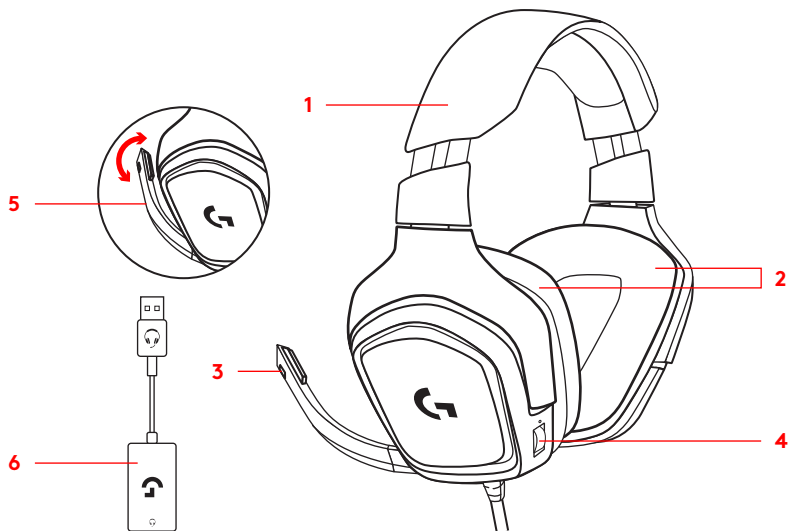
1. Auriculares con micrófono G432 para gaming

2. Cable divisor



3. Adaptador de audio USB

## COMPONENTES



1. Auriculares

2. Almohadillas extraíbles

3. Micrófono

4. Control de volumen

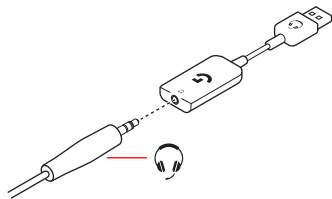
5. Micrófono volteable para silenciar

6. Adaptador de audio USB



# CONFIGURACIÓN

1

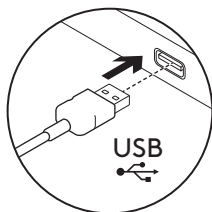


2



[www.logitech.com/support/g432](http://www.logitech.com/support/g432)

3



4



Inicia el software de G432 para una mejor experiencia.

## CAMBIAR LA CONFIGURACIÓN DE LOS AURICULARES



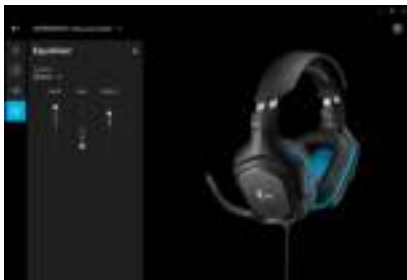
### Acústica

- Volumen de auriculares y micrófono



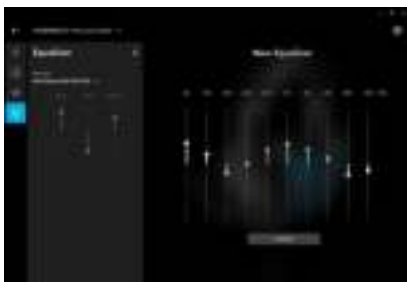
### Sonido envolvente

- DTS Headphone: X 2.0



## **Ecualizador**

- Control de graves y agudos



## **Ecualizador personalizado**

- Configuración de ecualizador

## ITENS INCLUÍDOS NA EMBALAGEM

1

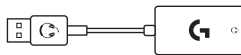


1. Auscultadores para jogos G432
2. Cabo divisor

2

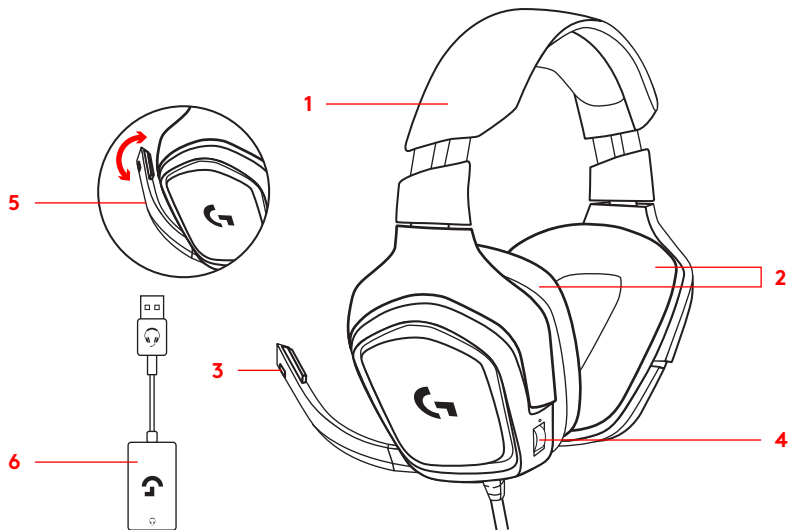


3



3. Adaptador áudio USB

## CARACTERÍSTICAS



1. Auscultadores

2. Almofadas de ouvido amovíveis

3. Microfone

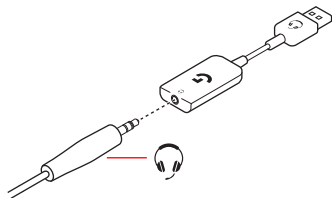
4. Controlo de volume

5. Rode para silenciar o microfone

6. Adaptador áudio USB

# CONFIGURAÇÃO

1

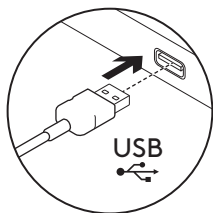


2



[www.logitech.com/support/g432](http://www.logitech.com/support/g432)

3



4



Inicie o software do G432 para obter a melhor experiência.

## ALTERAR AS DEFINIÇÕES DOS AUSCULTADORES



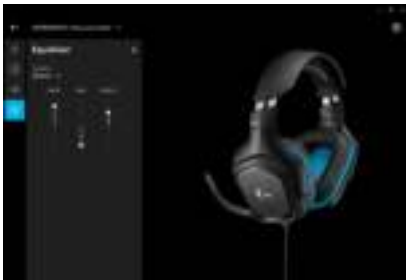
### Acústica

- Volume dos auscultadores e microfone



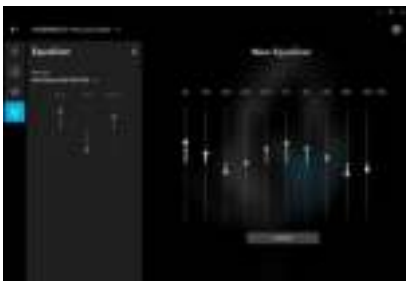
### Som Surround

- Auriculares DTS: X 2.0



### **Equalizador**

- Controlo de graves e agudos



### **Equalizador personalizado**

- Definições do EQ

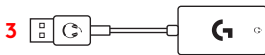


## INHOUD VAN DE DOOS

1

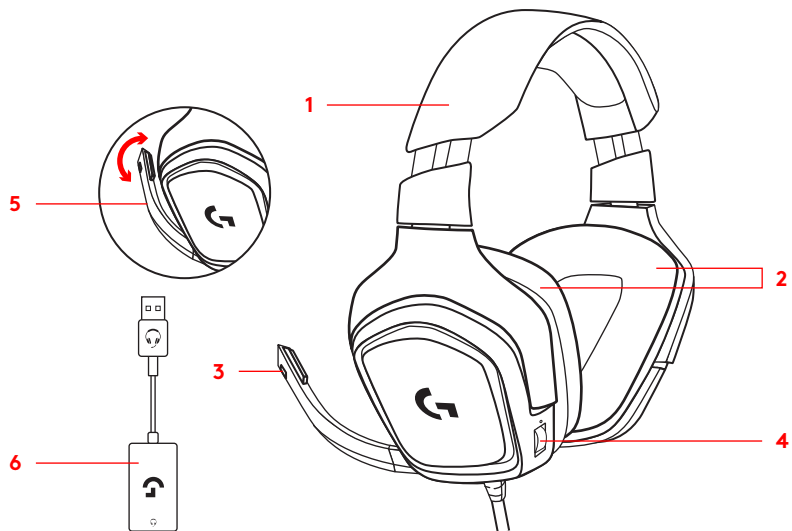


1. G432 Gaming Headset
2. Splitterkabel



3. USB-audioadapter

## KENMERKEN



1. Headset

2. Verwijderbare oorstukjes

3. Microfoon

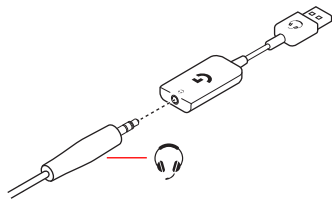
4. Volumeregeling

5. Flip-to-mute-microfoon

6. USB-audioadapter

# INSTALLATIE

1

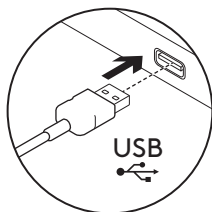


2



[www.logitech.com/support/g432](http://www.logitech.com/support/g432)

3



4



Start de G432-software voor de beste ervaring.

## HEADSETINSTELLINGEN WIJZIGEN



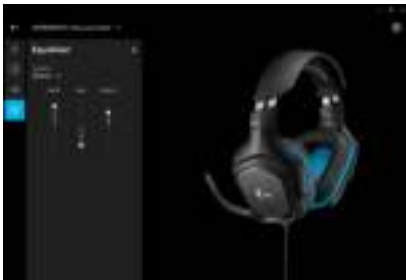
### **Akoestiek**

- Headset- en microfoonvolume



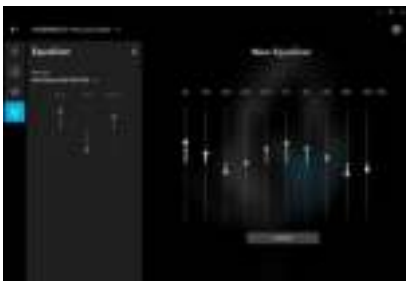
### **Surroundsound**

- DTS Headphone: X 2.0



## Equalizer

- Regeling voor bass en treble



## Aangepaste equalizer

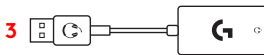
- EQ-instellingen

# INNEHÅLL

1

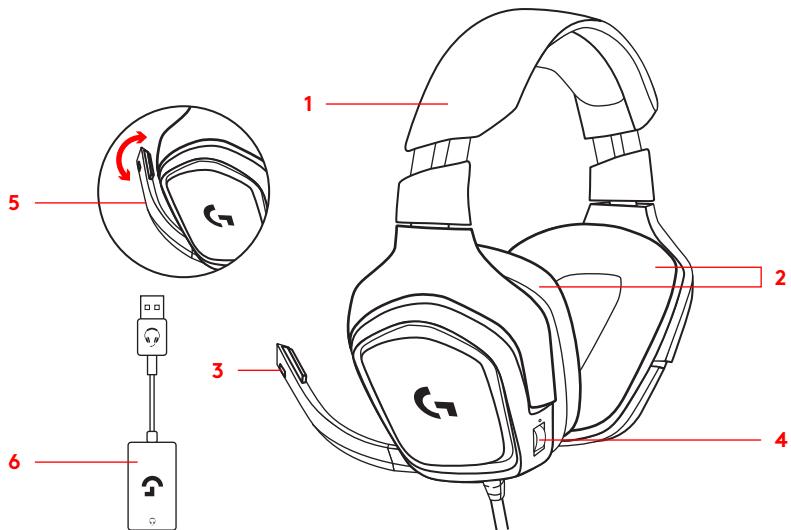


1. G432 spelheadset
2. Förgreningskabel



3. USB-ljudadapter

## FUNKTIONER



1. Headset

2. Löstagbara öronkuddar

3. Mikrofon

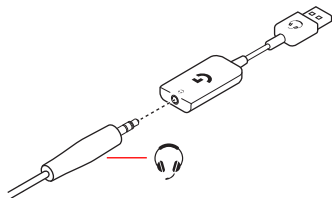
4. Volymreglage

5. Mikrofon som du vrider upp för ljud av

6. USB-ljudadapter

# KONFIGURATION

1

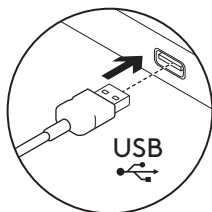


2



[www.logitech.com/support/g432](http://www.logitech.com/support/g432)

3



4



Starta G432-programvaran  
för bästa upplevelse.



## ÄNDRA HEADSET-INSTÄLLNINGAR



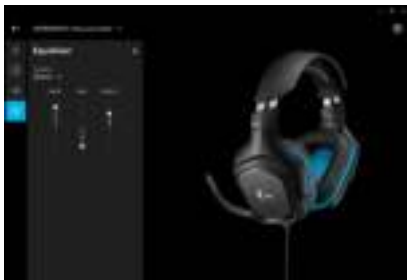
### Akustik

- Headset- och mikrofonvolym



### Surroundljud

- DTS-hörlurar: X 2.0



## Equalizer

- Bas- och diskantkontroll



## Anpassa equalizer

- EQ-inställningar

## DET INDEHOLDER KASSEN

1

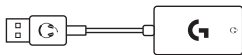


1. G432-gamingheadset
2. Splitterkabel

2

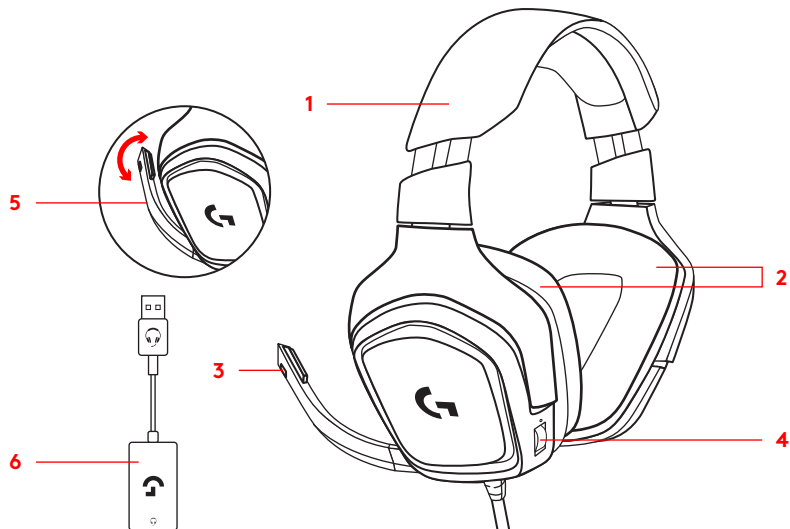


3



3. USB-adapter til lyd

## FUNKTIONER



1. Headset

2. Ørepuderne kan udskiftes

3. Mikrofon

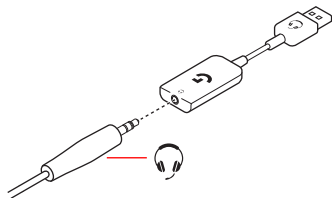
4. Justering af lydstyrken

5. Drejelig mikrofon

6. USB-adapter til lyd

# KONFIGURATION

1

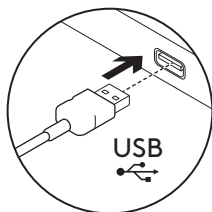


2



[www.logitech.com/support/g432](http://www.logitech.com/support/g432)

3



4



Brug G432-softwaren for at få det bedste ud af headsettet.

## ÆNDRING AF HEADSETINDSTILLINGERNE



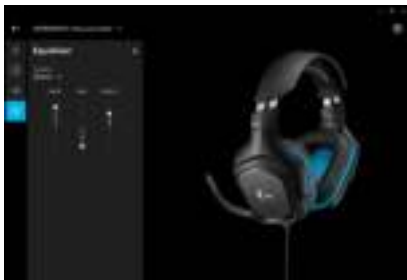
### Akustik

- Lydstyrke for headset og mikrofon



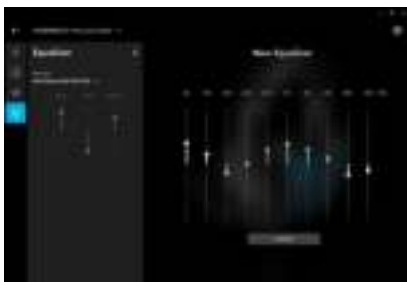
### Surroundsound

- DTS Headphone: X 2.0



## Equalizer

- Justering af bas og diskant



## Equalizer

- EQ-indstillinger

# I ESKEN

1

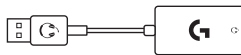


1. G432 Gaming Headset
2. Splitterkabel

2



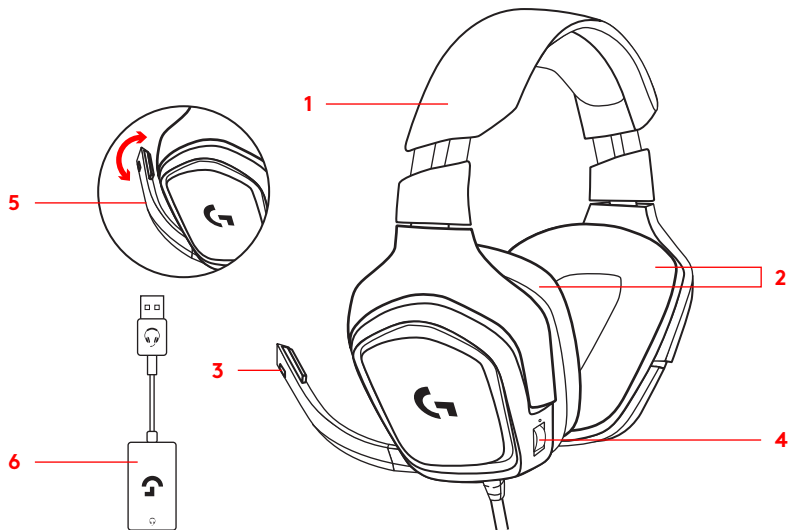
3



3. USB-lydadapter



## FUNKSJONER



1. Headset

2. Avtakbare øreputer

3. Mikrofon

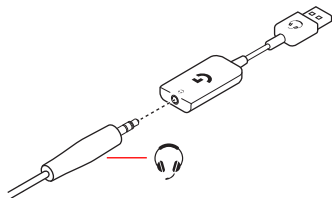
4. Volumkontroll

5. Vend-for-å-dempe-mikrofon

6. USB-lydadapter

## OPPSETT

1

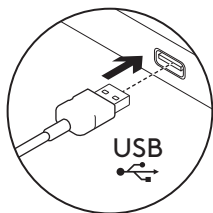


2



[www.logitech.com/support/g432](http://www.logitech.com/support/g432)

3



4



Start G432-programvaren for å få den beste opplevelsen.

## ENDRE INNSTILLINGER FOR HEADSETTET



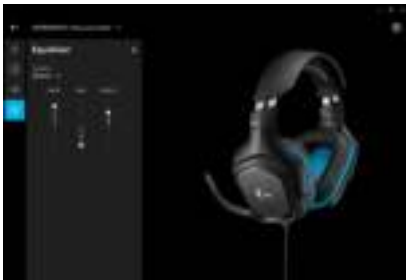
### Akustikk

- Volum for headset og mikrofon



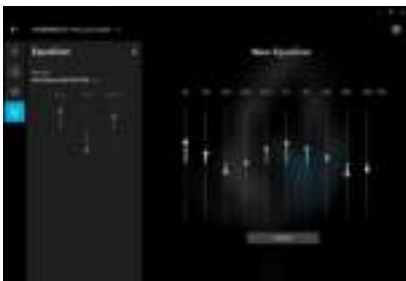
### Surroundlyd

- DTS Hodetelefoner: X 2.0



## Equalizer

- Kontroller for bass og diskant



## Tilpasset equalizer

- EQ-innstillinger

# PAKKAUKSEN SISÄLTÖ

1

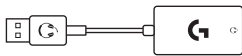


1. G432-pelikuulokemikrofoni
2. Sovitinjohto

2

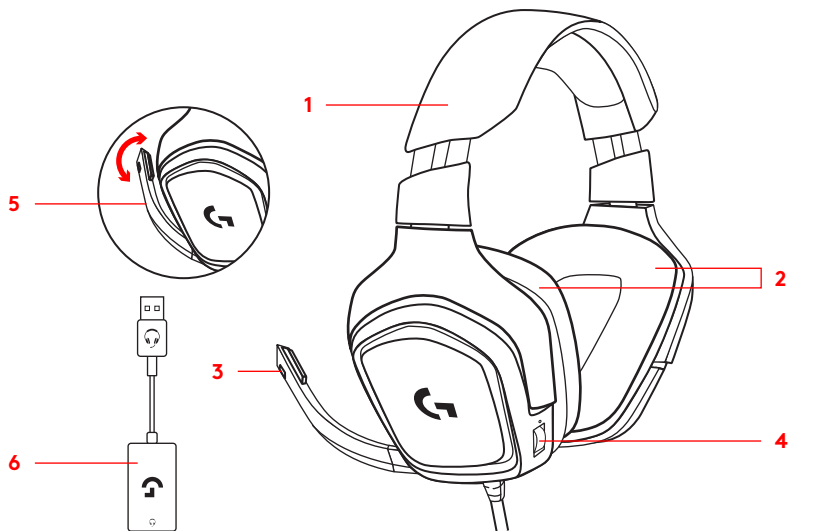


3



3. USB-äänisovitin

## OMINAISUUDET



1. Kuulokemikrofoni

2. Irrotettavat korvatyynyt

3. Mikrofoni

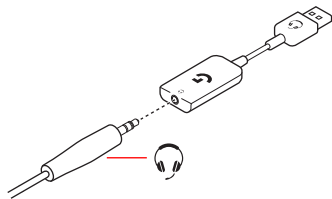
4. Äänenvoimakkuuden säädin

5. Kääntämällä vaimennettava mikrofoni

6. USB-äänisovitin

# ASENNUS

1

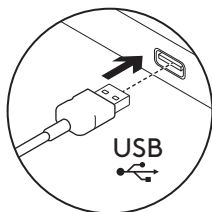


2



[www.logitech.com/support/g432](http://www.logitech.com/support/g432)

3



4



Parhaan pelikokemuksen saat käynnistämällä G432-ohjelmiston.

# KUULOKEMIKROFONIN ASETUSTEN SÄÄTÄMINEN



## Akustiikka

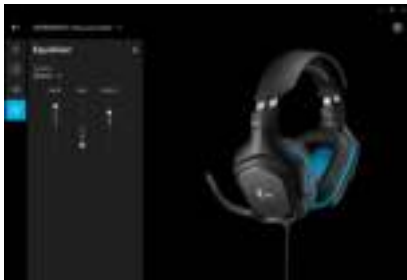
- Kuulokkeiden ja mikrofonin äänenvoimakkuus



## Tilaääni

- DTS-kuulokemikrofoni: X 2.0





### Taajuuskorjain

- Basson ja diskantin säätimet



### Mukautettu taajuuskorjain

- Taajuuskorjaimen asetukset


## ΠΕΡΙΧΟΜΕΝΑ ΣΥΣΚΕΥΑΣΙΑΣ

1



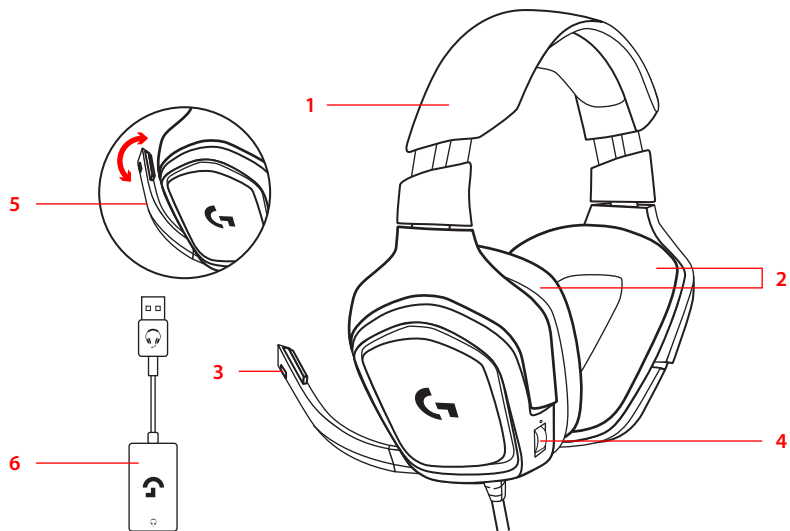
1. Σετ μικροφώνου-ακουστικών για παιχνίδια G432

2. Καλώδιο διαχωρισμού



3. Προσαρμογέας ήχου USB

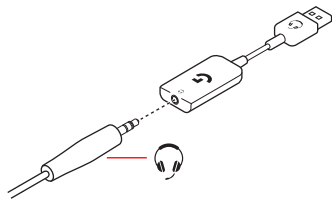
## ΧΑΡΑΚΤΗΡΙΣΤΙΚΑ



1. Σετ μικροφώνου-ακουστικών
2. Αφαιρούμενα προστατευτικά αυτιού
3. Μικρόφωνο
4. Ρύθμιση έντασης ήχου
5. Σίγηση του μικροφώνου με αναδίπλωση
6. Προσαρμογέας ήχου USB

## ΡΥΘΜΙΣΗ

1

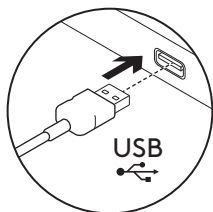


2



[www.logitech.com/support/g432](http://www.logitech.com/support/g432)

3



4



Για βέλτιστη εμπειρία, ανοίξτε το λογισμικό G432.

## ΑΛΛΑΓΗ ΡΥΘΜΙΣΕΩΝ ΣΕΤ ΜΙΚΡΟΦΩΝΟΥ-ΑΚΟΥΣΤΙΚΩΝ



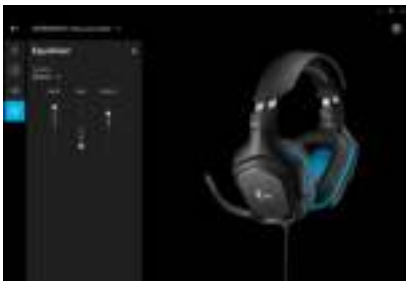
### Ακουστική

- ΣΕΤ μικροφώνου-ακουστικού και ένταση μικροφώνου



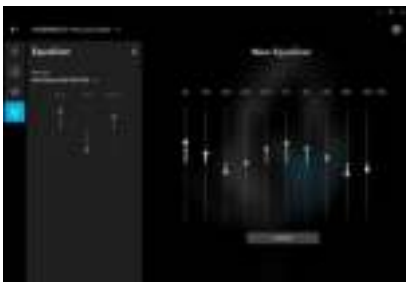
### Ήχος Surround

- DTS Headphone: X 2.0



### Ισοσταθμιστής

- Στοιχεία ελέγχου για μπάσα και πρίμα



### Προσαρμοσμένος ισοσταθμιστής

- Ρυθμίσεις ισοσταθμιστή (EQ)

## КОМПЛЕКТ ПОСТАВКИ

1



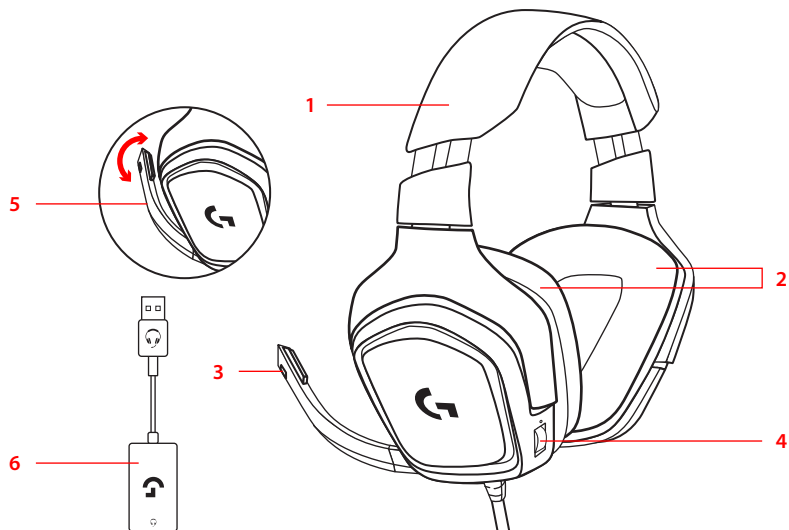
1. Игровая гарнитура G432

2. Кабель-разветвитель



3. Переходник USB Audio Adapter

## ОСНОВНЫЕ КОМПОНЕНТЫ



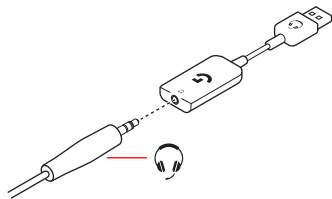
1. Гарнитура
2. Съемные амбушюры
3. Микрофон

4. Регулятор громкости
5. Микрофон с функцией отключения звука при повороте
6. Переходник USB Audio Adapter



## ПОДГОТОВКА К РАБОТЕ

1

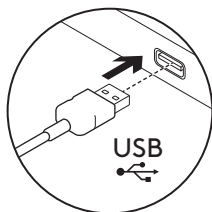


2



[www.logitech.com/support/g432](http://www.logitech.com/support/g432)

3



4



Для достижения оптимального качества звучания используйте ПО гарнитуры G432.

## ИЗМЕНЕНИЕ НАСТРОЕК ГАРНИТУРЫ



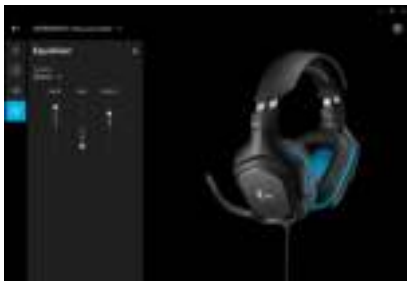
### Акустика

- Громкость гарнитуры и микрофона



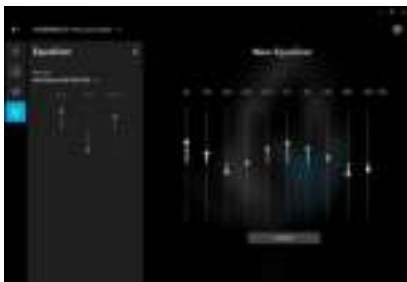
### Технология объемного звучания

- DTS Headphone: X 2.0



### Эквалайзер

- Регулировка низких и высоких частот



### Пользовательский эквалайзер


- Параметры эквалайзера

## ZAWARTOŚĆ ZESTAWU

1

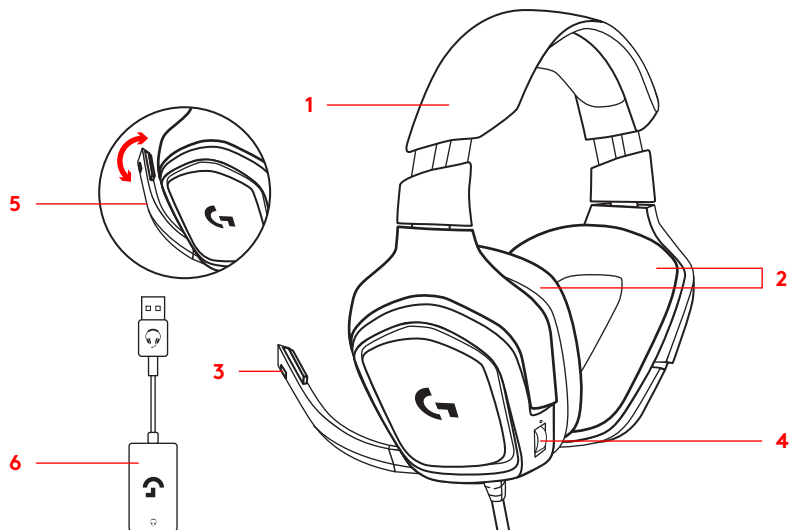


1. Zestaw słuchawkowy do gier G432
2. Rozgałęziacz



3. Adapter audio USB

## FUNKCJE

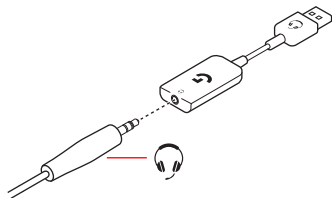


1. Zestaw słuchawkowy
2. Zdejmowane nakładki słuchawek
3. Mikrofon

4. Sterowanie głośnością
5. Mikrofon z funkcją wyciszenia
6. Adapter audio USB

## KONFIGURACJA

1

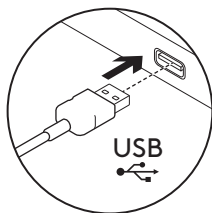


2



[www.logitech.com/support/g432](http://www.logitech.com/support/g432)

3



4



Uruchom oprogramowanie G432, aby w pełni wykorzystać możliwości urządzenia.

## ZMIANA USTAWIEŃ ZESTAWU SŁUCHAWKOWEGO



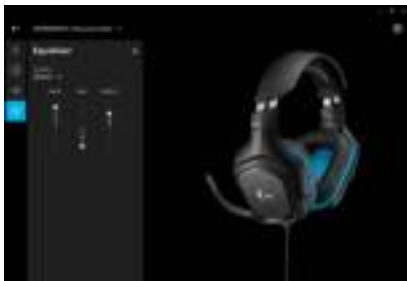
### Akustyka

- Głośność zestawu słuchawkowego i mikrofonu



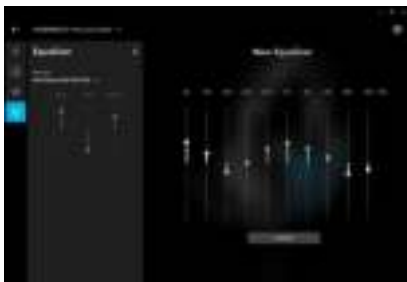
### Dźwięk przestrzenny

- DTS Headphone: X 2.0



### **Korektor**

- Regulacja basów i sopranów



### **Niestandardowy korektor**

- Ustawienia korektora




## A CSOMAG TARTALMA

1



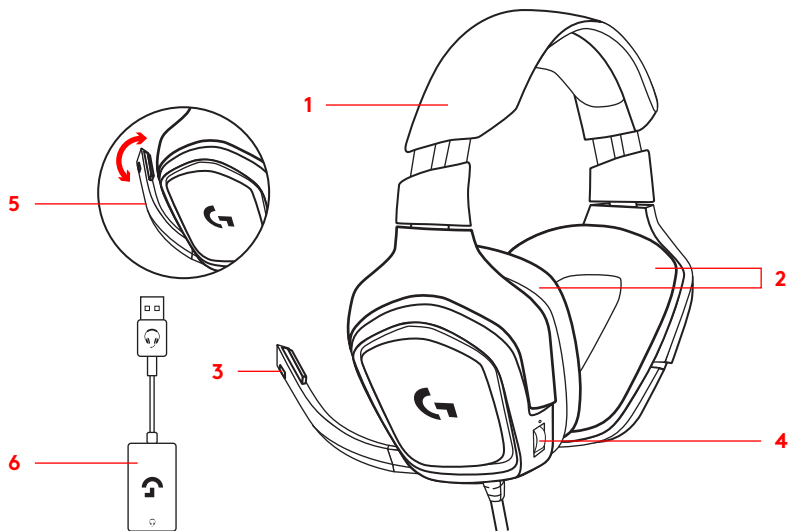
1. G432 játékhoz tervezett mikrofonos fejhallgató

2. Osztókábel



3. USB-audioadapter

## JELLEMZŐK

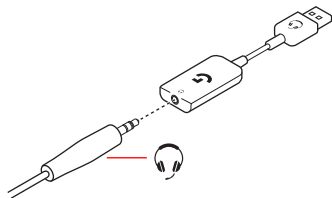


1. Mikrofonos fejhallgató
2. Cserélhető fülpárnák
3. Mikrofon

4. Hangerőszabályzó
5. Mikrofon némitása átbillentéssel
6. USB-audioadapter

# ÜZEMBE HELYEZÉS

1

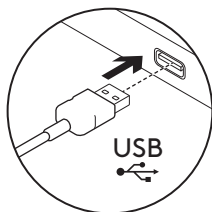


2



[www.logitech.com/support/g432](http://www.logitech.com/support/g432)

3



4



A legnagyobb élményhez futtassa a G432 szoftvert.

## A MIKROFONOS FEJHALLGATÓ BEÁLLÍTÁSAINAK MÓDOSÍTÁSA



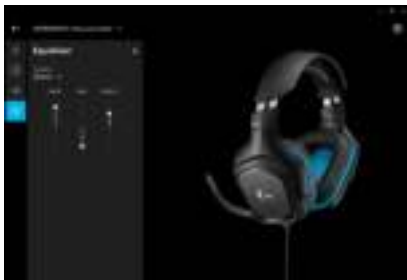
### Akusztika

- A fejhallgató és a mikrofon hangereje



### Térhatású hang

- DTS Headphone: X 2.0



## Hangszínszabályzó

- Basszus- és magashangszabályzók



## Egyedi hangszínszabályzó

- A hangszínszabályzó beállításai


# OBSAH BALENÍ

1



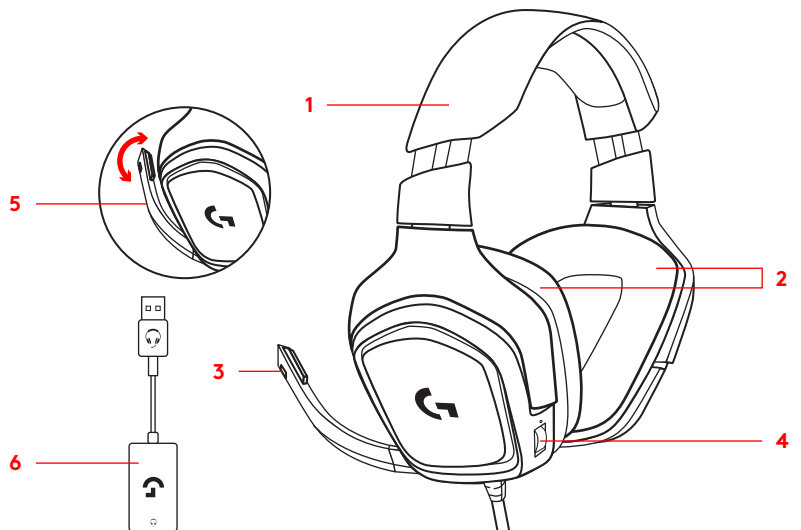
1. Herní náhlavní souprava G432

2. Rozbočovací kabel



3. USB audio adaptér

## FUNKCE



1. Náhlavní souprava

2. Odnímatelné náušníky

3. Mikrofon

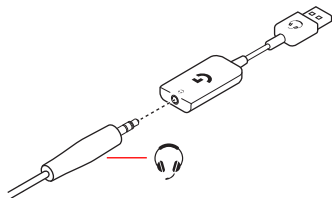
4. Ovládání hlasitosti

5. Mikrofon s funkcí ztlumení sklopením

6. USB audio adaptér

# INSTALACE

1

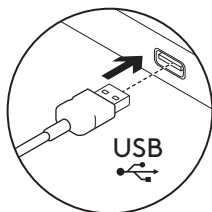


2



[www.logitech.com/support/g432](http://www.logitech.com/support/g432)

3



4



Nejlépších výsledků dosáhnete po spuštění softwaru soupravy G432.



# ÚPRAVA NASTAVENÍ NÁHLAVNÍ SOUPRAVY



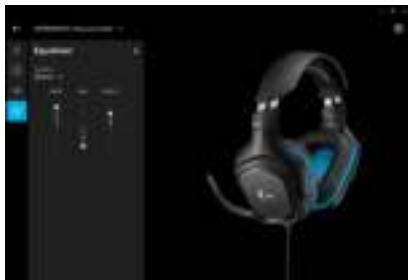
## Akustika

- Hlasitost soupravy a mikrofonu



## Prostorový zvuk

- DTS Headphone: X 2.0



## Ekvalizér

- Ovládání basů a výšek



## Vlastní ekvalizér

- Nastavení EQ


## OBSAH BALENIA

1



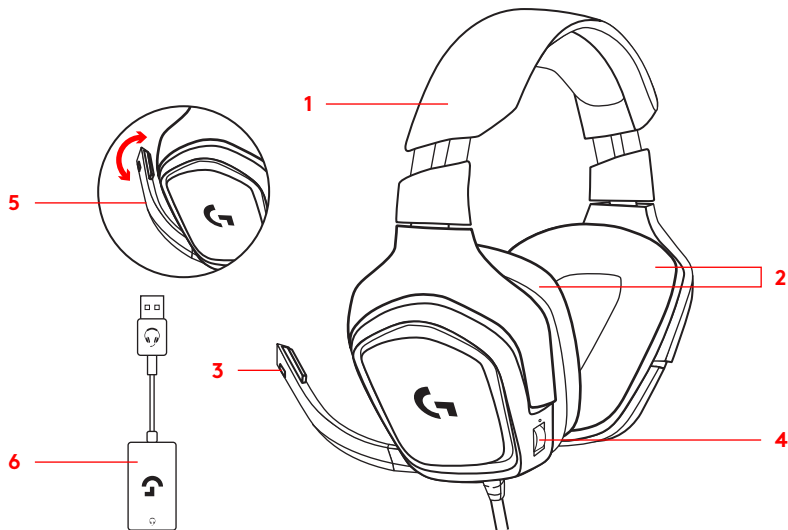
1. Herné slúchadlá g432

2. Rozbočovací kábel



3. USB audio adaptér

## FUNKCIE



1. Náhlavná súprava

2. Odnímateľné náušníky

3. Mikrofón

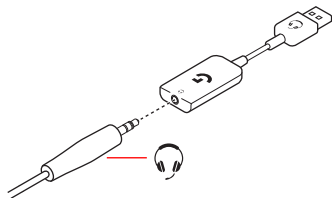
4. Ovládanie hlasitosti

5. Mikrofón s funkciou stlmenia sklopením

6. USB audio adaptér

# NASTAVENIE

1

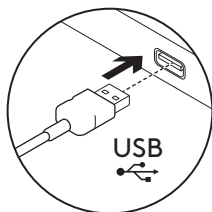


2



[www.logitech.com/support/g432](http://www.logitech.com/support/g432)

3



4



Najlepšie výsledky dosiahnete po spustení softvéru slúchadiel G432.

## ÚPRAVA NASTAVENÍ NÁHLAVNEJ SÚPRAVY



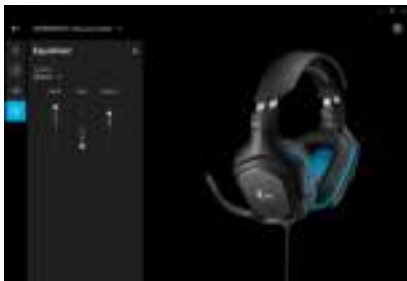
### Akustika

- Hlasitosť súpravy a mikrofónu



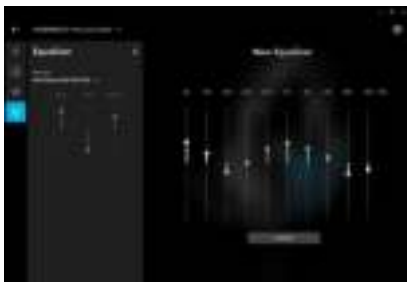
### Priestorový zvuk

- DTS Headphone: X 2.0



## Ekvalizér

- Ovládanie basov a výšok



## Vlastný ekvalizér

- Nastavenie EQ

## КОМПЛЕКТ ПОСТАВКИ

1



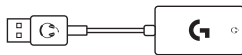
1. Ігрова гарнітура G432

2. Кабель-розгалужувач

2



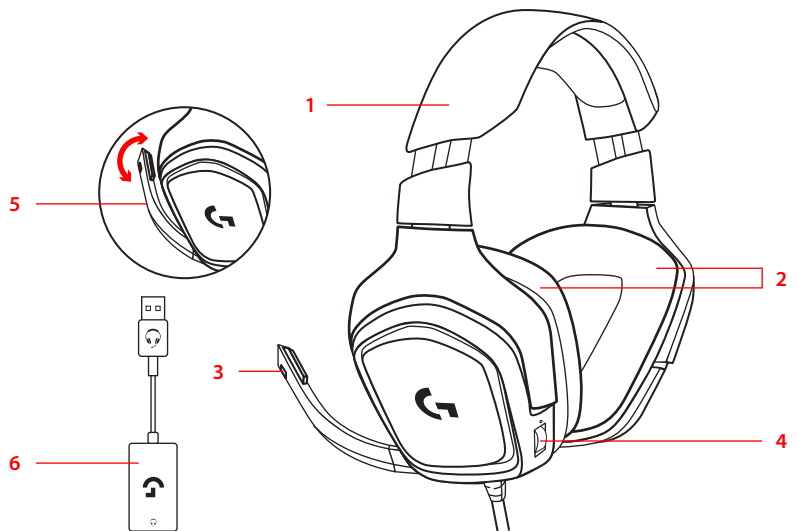
3



3. Адаптер USB Audio Adapter



## ХАРАКТЕРИСТИКИ



1. Гарнітура

2. Знімні амбушури

3. Мікрофон

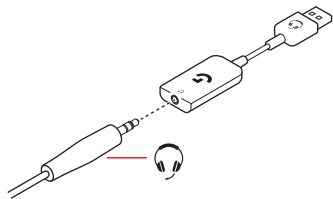
4. Регулятор гучності

5. Мікрофон із функцією вимкнення звуку під час повороту

6. Адаптер USB Audio Adapter

## ПІДГОТОВКА ДО РОБОТИ

1

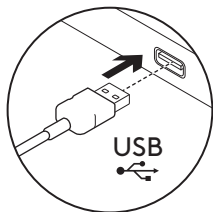


2



[www.logitech.com/support/g432](http://www.logitech.com/support/g432)

3



4



Щоб досягти оптимальної якості звучання,  
використовуйте ПЗ гарнітури G432.

## ЗМІНЕННЯ НАЛАШТУВАНЬ ГАРНІТУРИ



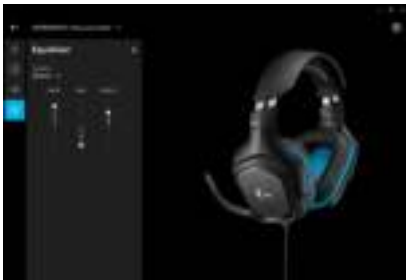
### Акустика

- Гучність гарнітури та мікрофона



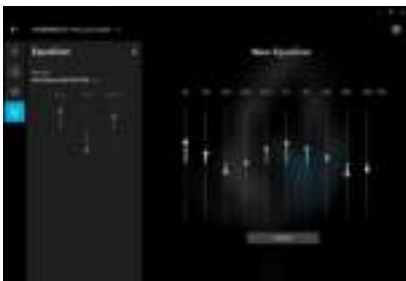
### Технологія об'ємного звучання

- DTS Headphone: X 2.0



### Еквалайзер

- Регулювання низьких і високих частот



### Настроований еквалайзер

- Параметри еквалайзера

# KARBI SISU

1

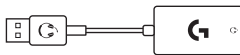


1. Mängupeakomplekt G432
2. Jaoturkaabel

2

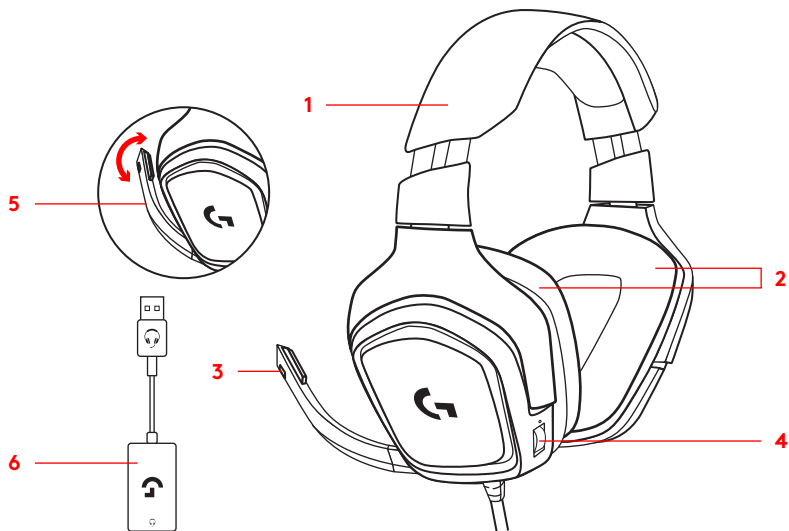


3



3. USB-heliadapter

## KIRJELDUS



1. Peakomplekt

2. Eemaldatavad kõrvapadjad

3. Mikrofon

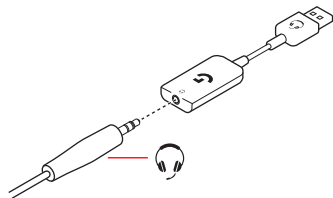
4. Helitugevuse regulaator

5. Keeramisel vaigistuv mikrofon

6. USB-heliadapter

# SEADISTAMINE

1

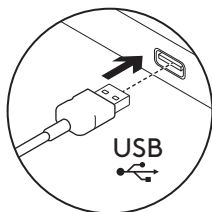


2



[www.logitech.com/support/g432](http://www.logitech.com/support/g432)

3



4



Parima kasutuskogemuse tagamiseks  
käivitage G432 tarkvara.

## KÕRVAKLAPISEADEDE MUUTMINE



### Akustika

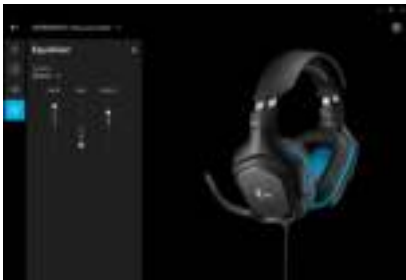
- Kõrvaklapi ja mikrofoni helitugevus



### SurroundSound

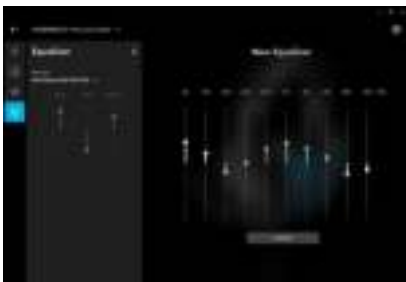
- DTS Headphone: X 2.0





### **Ekvalaiser**

- Bassi- ja kõrgete helide juhtimine



### **Kohandatud ekvalaiser**

- EQ seaded


## IEPAKOJUMA SATURS

1.



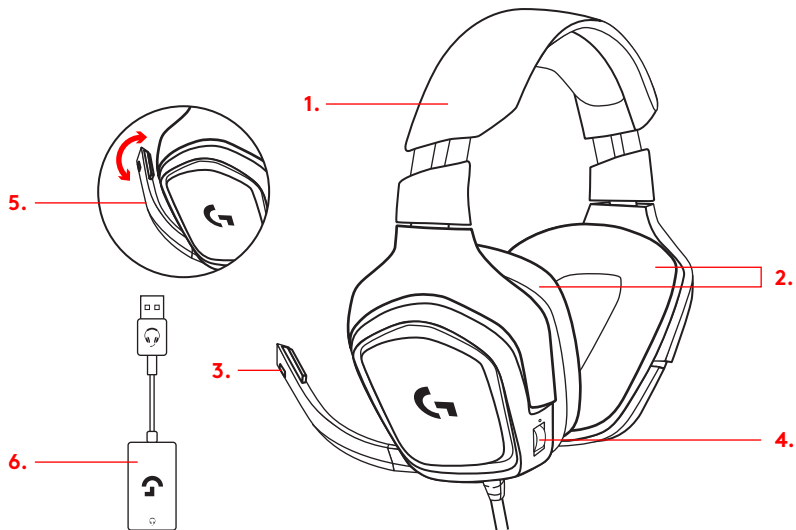
1. G432 datorspēju austiņas

2. Pārveidotājs



3. USB audiosignāla adaptēris

## APRAKSTS

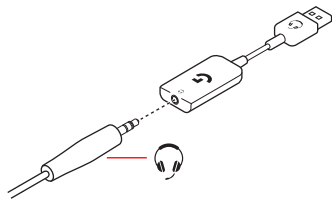


1. Austiņas
2. Noņemams ausiņu polsterējums
3. Mikrofons

4. Skajuma vadīklas
5. Atloki, lai izslēgtu mikrofonu
6. USB audiosignāla adapteris

# UZSTĀDĪŠANA

1.

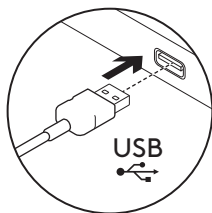


2.



[www.logitech.com/support/g432](http://www.logitech.com/support/g432)

3.



4.



Labākam sniegtumam palaidiet G432 programmatūru.

## AUSTIŅU IESTATĪJUMU MAIŅA



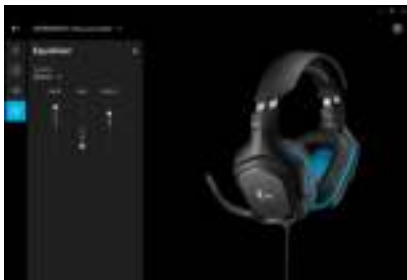
### Akustika

- Austiņu un mikrofona skaļums



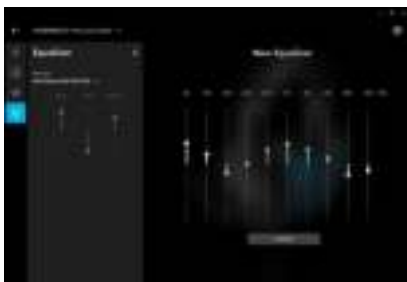
### SurroundSound

- DTS Headphone: X 2.0



### **Ekvalizers**

- Zemo un augsto frekvenču pārvaldīšanai



### **Pielāgots ekvalizers**

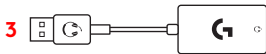
- Ekvalizera iestatījumi

## DĖŽUTĖJE RASITE

1

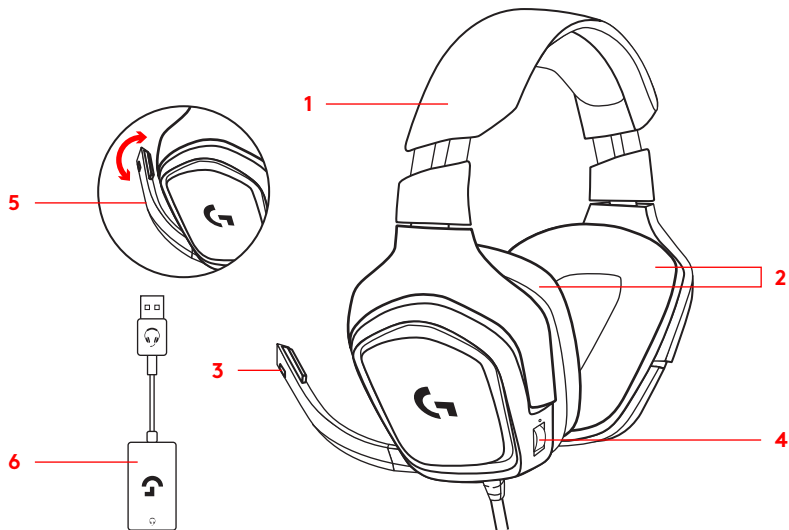


1. G432 ausinės žaidimams
2. Skirstytuvo kabelis



3. USB garso adapteris

## FUNKCIJOS



1. Ausinės

2. Nuimamos pagalvėlės

3. Mikrofonas

4. Garsumo valdymas

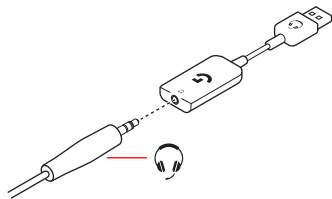
5. Apverskite mikrofonui nutildyti

6. USB garso adapteris



## NUSTATYMAS

1

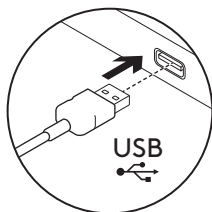


2



[www.logitech.com/support/g432](http://www.logitech.com/support/g432)

3



4



Paleiskite G432 programinę įrangą geriausiai patirčiai užtikrinti.

## KEIČIAMI AUSINIŲ NUSTATYMAI



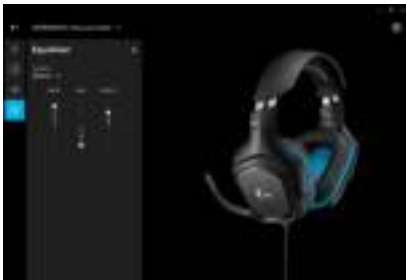
### Akustika

- Ausinės ir mikrofono garsas



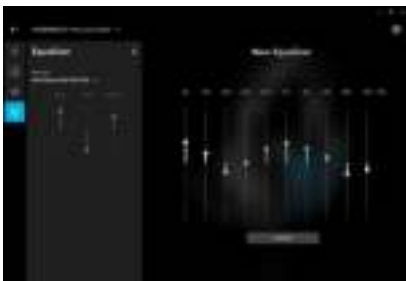
### Erdvinis garsas

- DTS ausinės: X 2.0



### **Glodintuvas**

- Žemųjų ir aukštųjų tonų valdymas



### **Pasirinktinis glodintuvas**

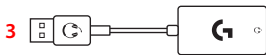
- EQ nustatymai

## СЪДЪРЖАНИЕ НА КУТИЯТА

1

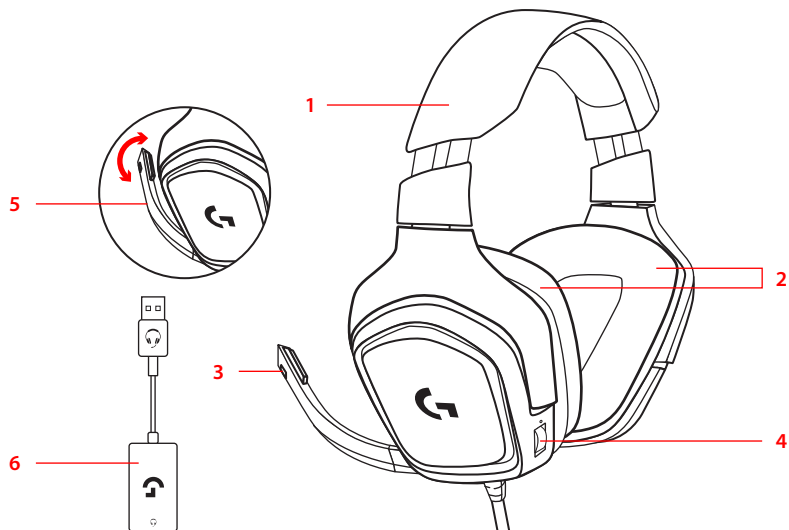


1. Слушалки за геймъри G432
2. Сплитер кабел:



3. USB аудио адаптер

## ФУНКЦИИ



1. Слушалки

2. Подвижни възглавнички за уши

3. Микрофон

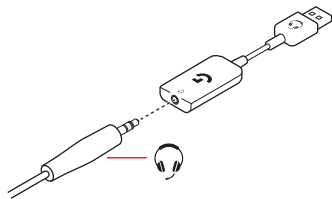
4. Управление на силата на звука

5. Завъртете, за да заглушите микрофона

6. USB аудио адаптер

## НАСТРОЙКА

1

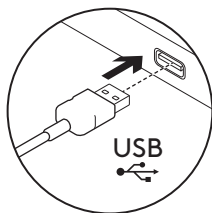


2



[www.logitech.com/support/g432](http://www.logitech.com/support/g432)

3



4



Стартирайте софтуер Start G432  
за най-добър опит.

## ПРОМЯНА НА НАСТРОЙКИТЕ НА СЛУШАЛКИТЕ



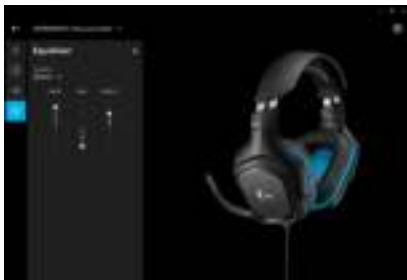
### Акустика

- Сила на звука на слушалките и микрофона



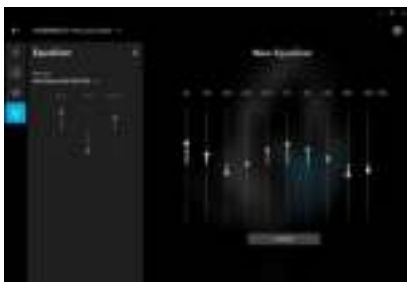
### SurroundSound

- DTS слушалки: X 2.0



## Еквалайзер

- Контрол на басите и високите честоти



## Персонализиран еквалайзер

- Настройки на EQ



## ŠTO JE U KUTIJI

1

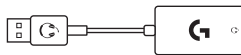


1. G432 slušalice za igre
2. Razdjelni kabel

2

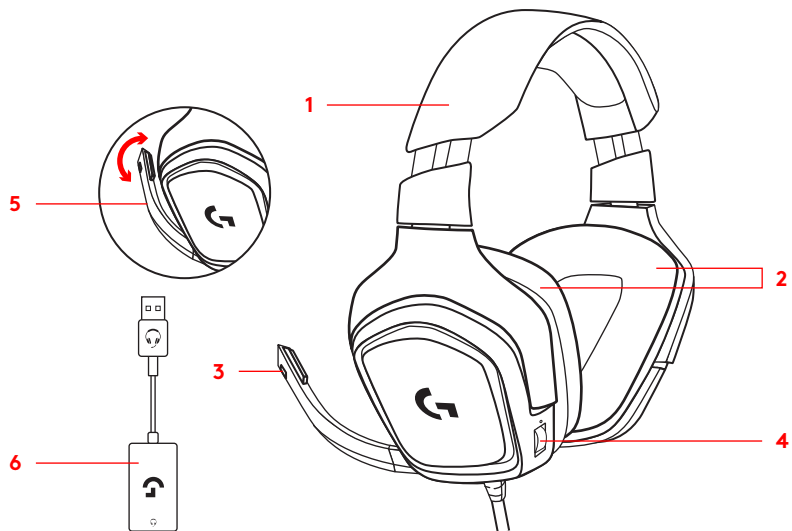


3



3. USB adapter za zvuk

## ZNAČAJKE



1. Slušalice

2. Skidljivi jastučići za slušalice

3. Mikrofon

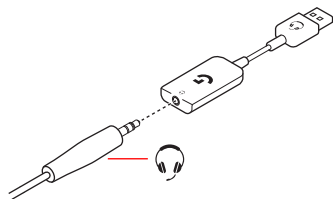
4. Kontrola glasnoće

5. Dodirnite za utišavanje mikrofona

6. USB adapter za zvuk

## POSTAVLJANJE

1

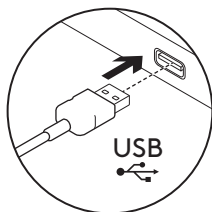


2



[www.logitech.com/support/g432](http://www.logitech.com/support/g432)

3



4



Za najbolji rad pokrenite softver G432.

## PROMJENA POSTAVKI SLUŠALICA



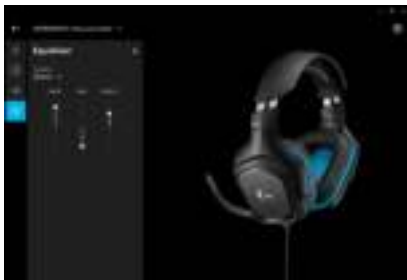
### Akustika

- Glasnoća slušalica i mikrofona



### Surround zvuk

- DTS slušalice: X 2.0



## Ekvilizator

- Regulacija dubokih i visokih tonova



## Prilagođeni ekvilizator


- Postavke ekvilizatora

## ŠTA SE NALAZI U KUTIJI

1

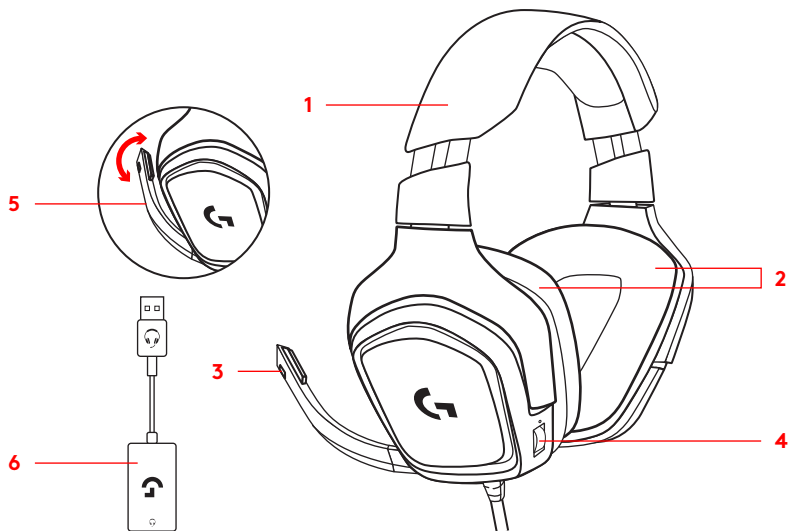


1. G432 slušalice za igranje
2. Razdelni kabl



3. USB audio adapter

## FUNKCIJE

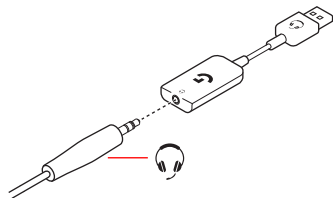


1. Slušalice sa mikrofonom
2. Uklonjivi umeci za uši
3. Mikrofon

4. Kontrola jačine zvuka
5. Okrenite da biste isključili mikrofom
6. USB audio adapter

## PODEŠAVANJE

1

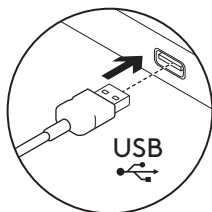


2



[www.logitech.com/support/g432](http://www.logitech.com/support/g432)

3



4



Pokrenite G432 softver za najbolji doživljaj.



## MENJANJE POSTAVKI SLUŠALICA



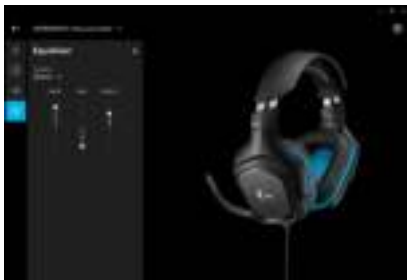
### Akustika

- Jačina zvuka slušalica i mikrofona



### Okružujući zvuk

- DTS slušalice: X 2.0



## Ekvilajzer

- Kontrola niskih i visokih tonova



## Prilagođeni ekvilajzer

- Postavke ekvilajzera

## KAJ JE V ŠKATLI?

1

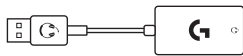


1. Igričarske slušalke z mikrofonom G432
2. Razdelilni kabel

2

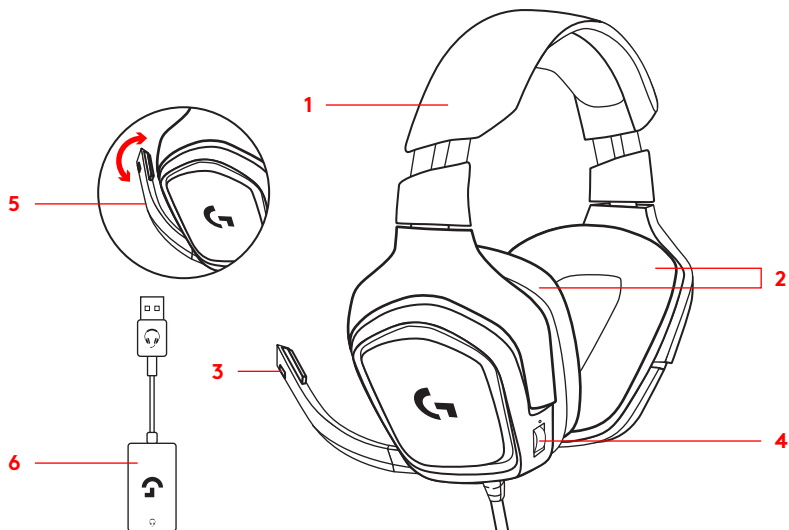


3



3. Zvočna kartica USB

## FUNKCIJE

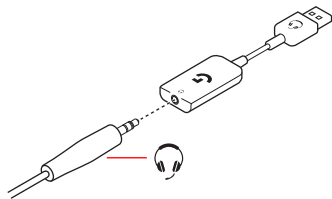


1. Slušalke z mikrofonom
2. Odstranljive ušesne blazinice
3. Mikrofon

4. Uravnavanje glasnosti
5. Preklopno utišanje mikrofona
6. Zvočna kartica USB

# NASTAVITEV

1

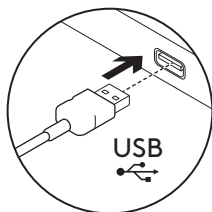


2



[www.logitech.com/support/g432](http://www.logitech.com/support/g432)

3



4



Zaženite programsko opremo G432  
za najboljšo izkušnjo.

## SPREMINJANJE NASTAVITEV SLUŠALK



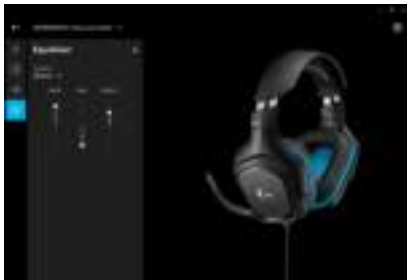
### Akustika

- Glasnost slušalk in mikrofona



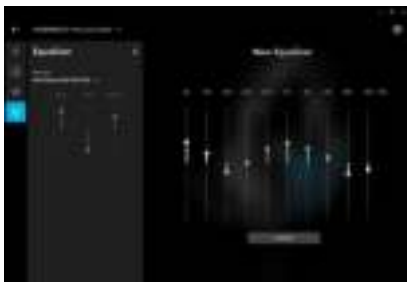
### Prostorski zvok

- DTS za slušalke: X 2.0



### Izenačevalnik

- Nadzor globokih in visokih tonov



### Osebnost prilaganje nastavitvev izenačevalnika

- Nastavitve izenačevalnika

## CONȚINUTUL CUTIEI

1



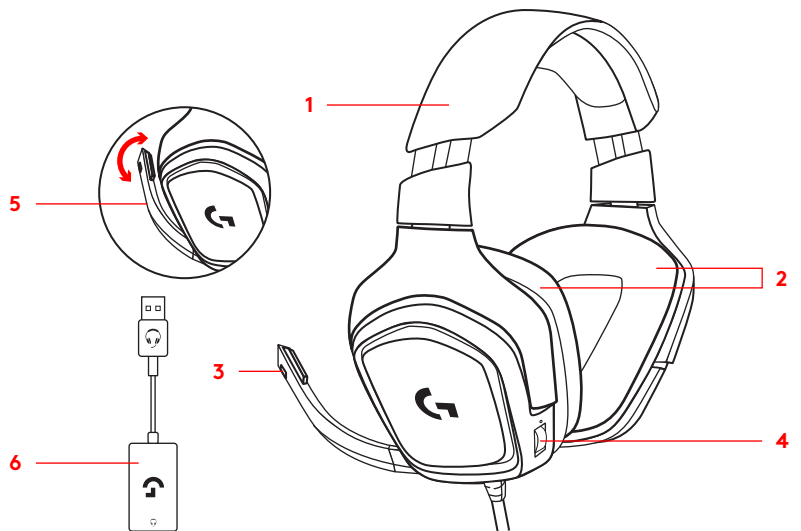
1. Căști G432 pentru jocuri
2. Cablu splitter



3. Adaptor audio USB



## CARACTERISTICI



1. Căști

2. Suporturi de urechi detasabile

3. Microfon

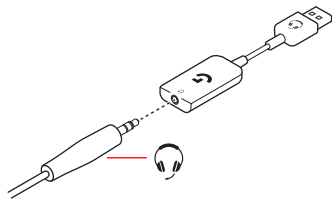
4. Controler de volum

5. Comutator de dezactivat microfonul

6. Adaptor audio USB

# INSTALARE

1

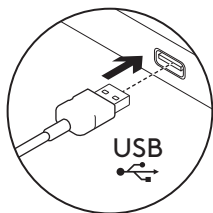


2



[www.logitech.com/support/g432](http://www.logitech.com/support/g432)

3



4



Pentru cea mai bună experiență,  
porniți software-ul G432.

## SCHIMBAREA SETĂRILOR CĂȘTII



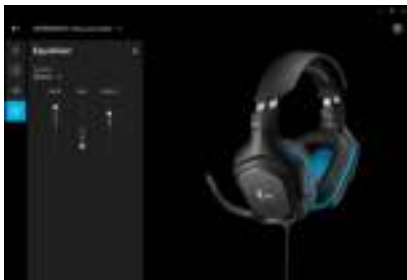
### Acustică

- Volumul căștii și al microfonului



### SurroundSound

- Cască DTS: X 2.0



## Egalizator

- Controler de bass si înalte



## Egalizator personalizat:

- Setări EQ

## KUTUNUN İÇİNDEKİLER

1

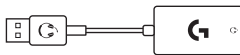


1. G432 Oyun Kulaklıđı
2. Ayrıcı kablo

2

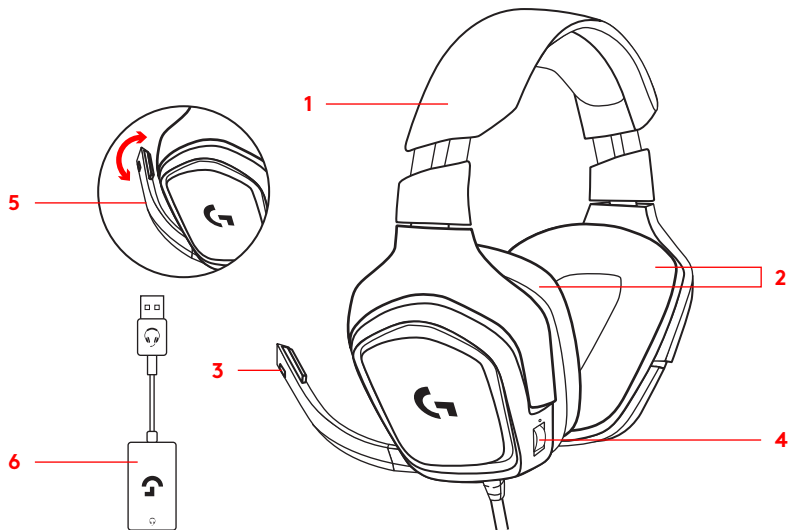


3



3. USB ses bađdařtırıcısı

## ÖZELLİKLER



1. Kulaklık

2. Çıkarılabilir kulaklık süngerleri

3. Mikrofon

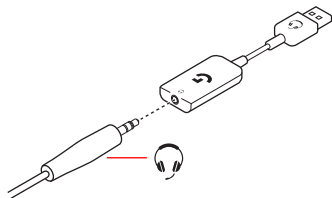
4. Ses denetimi

5. Sesi kapatmak için çevirme  
özellikli mikrofon

6. USB ses bağdaştırıcısı

# KURULUM

1

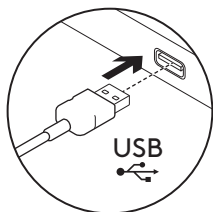


2



[www.logitech.com/support/g432](http://www.logitech.com/support/g432)

3



4



En iyi deneyim için G432 yazılımını başlatın.

## KULAKLIK AYARLARINI DEĞİŞTİRME



### **Akustik**

- Kulaklık ve mikrofon sesi



### **SurroundSes**

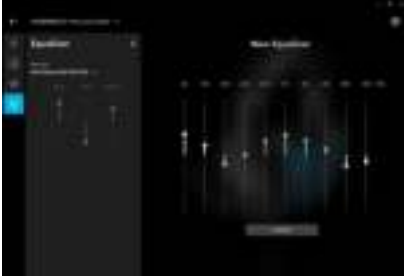
- DTS Kulaklık: X 2.0





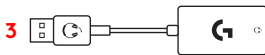
## Ekolayzer

- Bas ve tiz denetimi



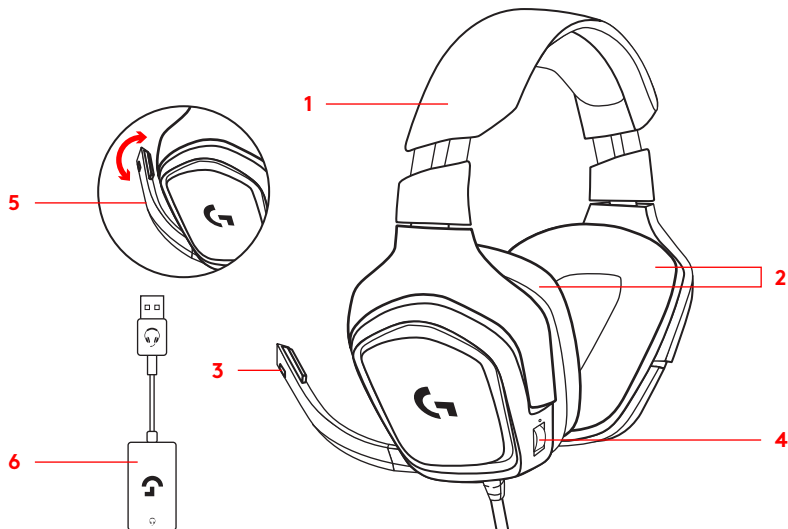
## Özel Ekolayzer

- EQ ayarları



3. محول صوت USB

1. سماعة الرأس G432 المخصصة للألعاب  
2. كبل مُقسَّم



4. وحدة التحكم في مستوى الصوت

5. قلب لكتم الميكروفون

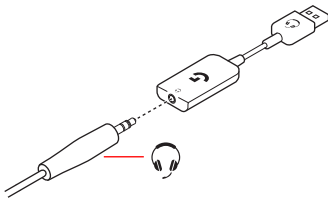
6. محول صوت USB

1. سماعة الرأس

2. وسائد أذن قابلة للإزالة

3. ميكروفون

1

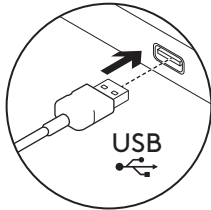


2



[www.logitech.com/support/g432](http://www.logitech.com/support/g432)

3



4



ابدأ تشغيل برنامج G432 للحصول على أفضل تجربة.

## تغيير إعدادات سماعة الرأس

### الصوتيات

- سماعة الرأس ومستوى صوت الميكروفون



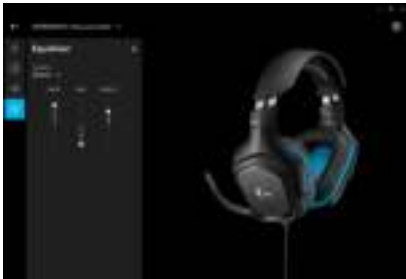
### صوت محيطي

- سماعة رأس DTS: X 2.0



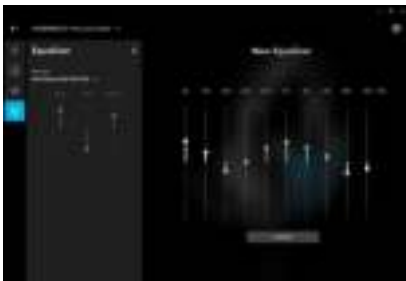
## المعادل

- وحدة التحكم في الجهير والصوت الثلاثي



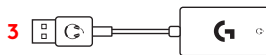
## المعادل المخصص

- إعدادات EQ

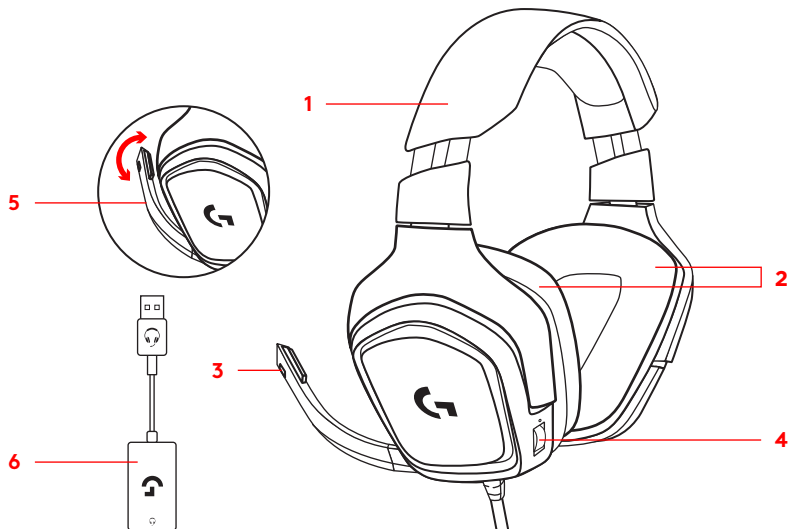




3. מתאם שמע USB



1. אוזניות גיימינג G432  
2. כבל מפצל

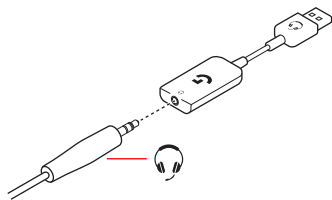


- 4. שליטה על עוצמת הקול
- 5. הפוך על מנת להשתיק את המיקרופון
- 6. מתאם שמע USB

- 1. אזניות
- 2. כריות אוזניים נשלפות
- 3. מיקרופון



1

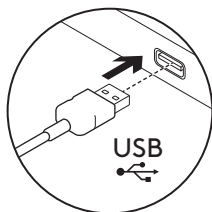


2



[www.logitech.com/support/g432](http://www.logitech.com/support/g432)

3



4



לחווית שימוש אופטימלית, הפעל את תוכנת G.432.

## שינוי הגדרות האוזניות

### אקוסטיקה

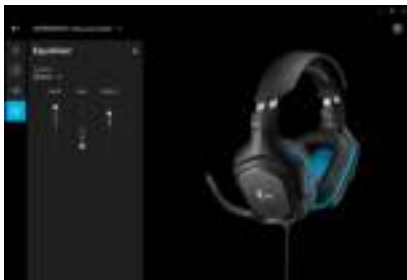
- עוצמת קול של האוזניות והמיקרופון



### צליל היקפי

- אוזניות DTS X 2.0





## אקולייזר

- כיוון באס וטרבל



## אקולייזר מותאם אישית

- הגדרות אקולייזר



© 2019 Logitech. Logitech and Logitech G, the Logitech and Logitech G Logos are trademarks or registered trademarks of Logitech Europe S.A. and/or its affiliates in the U.S. and other countries. All other trademarks are the property of their respective owners. Logitech assumes no responsibility for any errors that may appear in this manual. Information contained herein is subject to change without notice.

WEB-621-001197.002