


ATX Power Supply - Platinum

GPS-650LB A A22

GPS-750FB A A22

User Manual





Congratulations on purchasing PC power supply unit of highest quality! This product is made with utmost care and precision to provide you with flawless PC experience. Before using the product, please read carefully the information provided in this user manual. If you are not familiar with the installation and use of this hardware, please contact a specialist for professional assistance.

Product Specifications:

- Dimensions (L x W x H): 155*150*86 mm
- MTBF: 100 000 Hours
- Efficiency: 80Plus Platinum
- Input Voltage Range 90 ~264Vac auto range
- Input Frequency Range 47 ~ 63Hz
- Fan Speed Control Function
- Operating Temp. 0 to 50°C
- Storage Temp. -40 to 70°C
- Operating Humidity 5% - 85%
- Storage Humidity 5% - 95%

Safety Instructions:

- Install according to the manufacturer instructions
- Do not open the power supply case or attempt to repair any of the components
- Do not modify the power supply unit or the cables/connectors included in the package. High voltages are present in the unit and may cause damage or injury
- Use only the cables provided with the power supply by the manufacturer
- Do not insert objects into the spinning fan
- Make sure you use the right connectors and do not use excessive force when inserting the power connectors.
- Do not use the power supply near water or heat sources, or in high temperature or high humidity environment. In case the unit gets wet, turn off the power supply.
- This power supply unit is intended for indoor use in personal computers only. We cannot guarantee proper operation for alternative uses.

Protections:

Over-voltage protection (OVP)

- +5V, +5VSB output set at 7V maximum
- +12V1 set at 16V maximum
- +12V2 set at 16V maximum
- +3.3V set at 4.5V maximum

Over-current protection (OCP)

- +5V: 30A min to 45A max
- +12V1: 45A min 70A max
- +12V2: 45A min to 70A max
- +3.3V: 35A min to 50A max
- +5Vsb: 4A min to 8A max

Over-temperature protection (OTP)

The power supply shall automatically shut down in the event of fan failure, an airflow failure, or any other abnormal condition that results in excessive temperatures within the power supply (55°C~65°C)

Short-circuit protection (SCP)

The power supply shall shut down and latch off for shorting +5V, +12V, -12V or +3.3v rails to GND and shorting +5VSB to GND P/S can latch down or automatically recover when the fault condition is removed. Short resistor need less than 0.03ohm

No Load Operation

No damage or hazardous condition will occur

Installation:

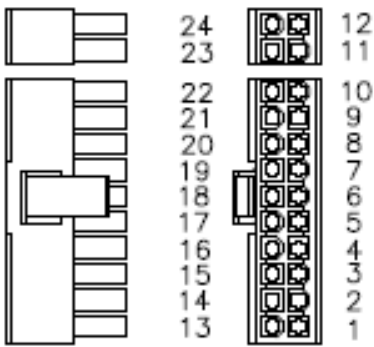
- Step 1: Turn off the Power switch before installing.
- Step 2: Secure the Power supply within the enclosure with screws for grounding purpose
- Step 3: Connect the power cable to the motherboard or any other devices accordingly.
- Step 4: Connect the AC power cord to the Power supply
- Step 5: Turn on the power switch

Box contents:

- Delta GPS Power Supply Unit
- AC power Cord
- Desiccant
- Screws

Pin Layout Connectors:

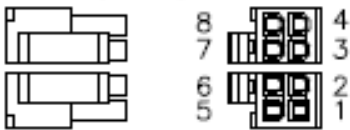
MB (20+4) PIn



1	+3.3V
2	+3.3V
3	GND
4	+5V
5	GND
6	+5V
7	GND
8	PG
9	+5VSB
10	+12V
11	+12V
12	+3.3V

13	+3.3V
14	-12V
15	GND
16	PS-ON
17	GND
18	GND
19	GND
20	
21	+5V
22	+5V
23	+5V
24	GND

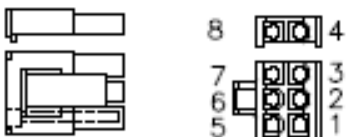
CPU(4+4) PIn



1	GND
2	GND
3	GND
4	GND

5	+12V
6	+12V
7	+12V
8	+12V

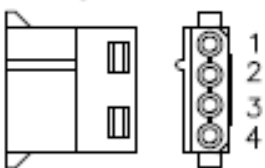
PCIE(6+2) PIn



1	+12V
2	+12V
3	+12V
4	GND

5	GND
6	GND
7	GND
8	GND

Peripheral



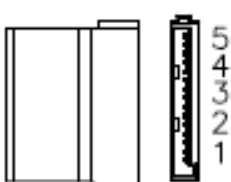
1	+12V
2	GND
3	GND
4	+5V

Floppy



1	+12V
2	GND
3	GND
4	+5V

SATA



1	+3.3V
2	GND
3	+5V
4	GND
4	+12V

Warranty:

Delta Electronics guarantees that this product is free of defects and provides 2 years limited warranty, valid from the day of purchase. The warranty covers any defects in material or workmanship under normal use. The warranty will be deemed void if it is determined that the damage to the unit is caused by misuse, alterations, incorrect installation, air/water pollution, accidents, or natural disasters. The warranty applies for the power supply unit and does not include the accessories provided in the box. For fastest service of warranty claims, please contact our local retail partner or dealer from which you purchased the product.

Company Information:

Global Headquarters

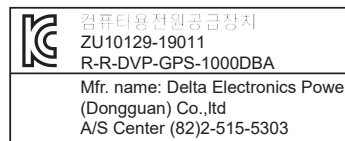
Delta Electronics, Inc.
186, Ruey Kuang Road, Neihu District, Taipei 114501, Taiwan
Tel. +886-2-8797-2088
<https://www.deltaww.com/>

EMEA Headquarters

Delta Electronics (Netherlands) BV
Zandsteen 15, 2132 MZ Hoofddorp, The Netherlands
Tel. +31 (0)20 800 3900

Americas Headquarters

Delta Electronics (Americas) Ltd.
46101 Fremont Blvd, Fremont, CA 94538, U.S.A.
Tel. +1-510-668-5100



GPS-650LB A A22

GPS-750FB A A22

User Manual

Global Headquarters

Delta Electronics, Inc.
186, Ruey Kuang Road, Neihu District,
Taipei 114501, Taiwan
Tel. +886-2-8797-2088

<https://www.deltaww.com>

