

Bluetooth KEYBOARD

Multi-device

Product Parameter

1. Modulation System GFSK
2. Effective Operation Distance: Within 10m
3. Operating Voltage: 3-5V
4. Operating Current: $\leq 2.5\text{mA}$
5. Standby Current: $\leq 0.3\text{mA}$
6. Sleeping Current: $\leq 0.1\text{mA}$
7. Charging Current: $\geq 200\text{mA}$
8. Standby Time: $\geq 60\text{days}/200\text{days}$ (backlighting)
9. Charging Time: 2-3hs
10. Lithium Battery Capacity: 180mA/400mA (backlighting)
11. Uninterrupted Working Time: 150H (without backlight / 3H / with backlight)
12. Lithium Battery Life: 2-3years
13. Key Strength: $80\pm 10\text{g}$
14. Key Life: 5 million strokes
15. Operating Temperature: $-10\pm 55^\circ\text{C}$

Getting started guide

1. Keys

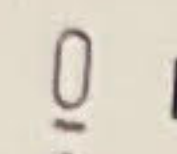


Power key: slide the switch to ON or OFF to switch on or off the device power.




Connecting key: with power key being turned on, press connecting key to make the keyboard begin to be prepared for Bluetooth connection.


2. Indicator




Power indicator, which is ON for 4s when the power key is turned on, then becomes OFF.



Indicator for Bluetooth connection, which flashes when connecting key is pressed, and becomes OFF when the keyboard is connected to your device.



Caps lock indicator, which is ON when the keyboard is connected to your device.



Caps lock indicator, which becomes ON when the USB cable is used to charge the keyboard.

Keyboard shortcuts

ESC /	Return/Home		cut	- / +	Brightness reduced/plus
	search		back		Volume down
	Selection		Play/pause		Volume up
	Copy/paste		Forward		Screen Lock
FN+ Android	Convert Android	FN+win	Convert windows	FN+ios	Convert Apple
	three brightness level				Color conversion

CE
MADE IN CHINA