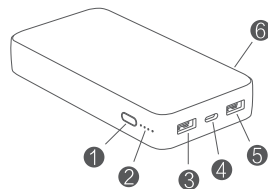


POWER BANK

USER GUIDE BOOK



- ① Power switch
- ② LED indicator
- ③ USB 1 output
- ④ Type-C in/output
- ⑤ USB 2 output
- ⑥ Micro input

Specifications

Capacity: 20000mAh(74Wh)

Input: Micro 5V \leq 2A 9V \leq 2A 12V \leq 1.5A

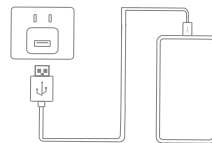
Type-C 5V \leq 3A 9V \leq 2A 12V \leq 1.5A

Output: USB 1 / 2 / Type-C 4.5V \leq 5A 5V \leq 4.5A

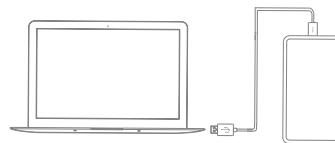
5V \leq 3A 9V \leq 2A 12V \leq 1.5A 22.5W(MAX)

Size: 136.8*70.8*25.5mm

1. Charge Power Bank

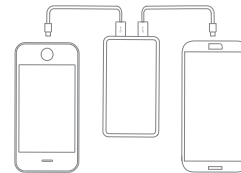


- ① Connect AC adapter to Micro USB or TYPE C port on power bank for charging

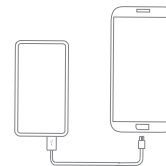


- ② Connect computer USB port to Micro USB or TYPE C port on power bank for charging

2. Charge Mobile Phones



- ① Connect two phones to two USB ports on power bank to charge two phones at the same time



- ② Connect TYPE C cable to TYPE C port on power bank to charge any TYPE C phones

SAFETY WARNING

1. Do not put the product into water or get it wet
2. Please use 5V Ac adapter to charge the power bank
3. Do not bump, throw or expose the product to mechanical shock
4. Do not decompose the battery in the product by any means
5. Do not use or store the the product near heat sources
6. Please move the batteries away from the open flame if they are leaking or giving off peculiar smell

