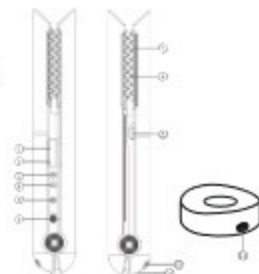


## PRODUCT INTRODUCTION

1. Temperature indicator
2. Power indicator
3. Temperature increase "+"
4. Temperature decrease "-"
5. Power button
6. Travel safety lock
7. Floating heating plate
8. Silicone comb
9. Heating plate lock
10. Charging contacts
11. USB-C charging port



## FEATURES

- 2 in 1 Hair Straightener and Curler
- Rapid Heating
- 3 Temperature Settings: 165°C, 185°C, 210°C
- Power Level Indicator: 35%, 65%, 100%
- Ceramic Coated Plate
- Floating Heating Plate
- Lockable Handle
- 30 Minutes Automatic Shutdown
- Charging Time: 2.5 Hours
- Usage Time: 30 minutes @ 210°C
- Charging Stand and USB charging lead included
- Travel Storage Bag included

## SAFETY INFORMATION

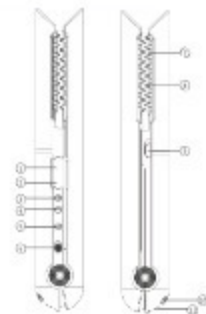
### ATTENTION:

1. When the hair straightener is switched on, do not leave it near bedding, paper or other combustible objects. Do not use the hair straightener near gas or other highly combustible items.
2. This hair straightener is designed only for domestic and indoor use. Do not use the hair straightener for other purposes than straightening and curling human hair.
3. Do not use any accessories with the hair straightener other than those supplied.
4. Do not use the hair straightener with wet hands or in the bathtub or shower. Do not leave or store the hair straightener near a bathtub, sink or other place where it is exposed to water and other liquids or high humidity.
5. Make sure hands are completely dry before switching on the hair straightener.
6. Do not immerse the hair straightener in water or use it in humid environments.

7. This device must not be used by children under 8 years of age or by persons with reduced physical, sensory or mental abilities, or who lack experience or knowledge of the handling of these devices, unless they are under the supervision of a responsible person and are aware of the possible risks.

8. Keep this product out of the reach of children. Children should be supervised to make sure they do not play with the device.
9. Turn off the hair straightener when not in use. Do not leave the hair straightener ON and unattended at any time.
10. When the hair straightener is in use, do not cover with any materials.
11. Never disassemble the hair straightener or try to repair it by yourself.
12. Do not use in close proximity to high temperatures or fire.
13. If the product becomes marked, do not use thinner, benzene or other solvents when cleaning the hair straightener.
14. Avoid dropping the hair straightener or subjecting it to other excessive blows.

## OPERATION INSTRUCTIONS



1. Using the USB cable provided, plug in the USB-C cable into the input port on the charging stand or directly into the charging port (11) on the straightener.
2. If using the stand to charge, place the hair straightener onto the stand ensuring the charging contacts (10) connect with the stand charging contacts.
3. The other side of the USB-C lead should be plugged into a USB power port.
4. Charge for 2.5 hours and get 30 minutes use at 210°C.
5. Slide the heating plate lock (9) on the side to unlock the hair straightener.


6. Press and hold the power button (5) for 2 seconds to turn it on and wait for the floating heating plates to heat up.

7. To adjust the heat, press the + button (3) to increase heat and - button (4) to reduce heat. The temperature indicator will change accordingly and begin to flash for approximately 3 minutes to increase to or 2 minutes to decrease to the temperature required, once it stops flashing, it has reached the indicated temperature.
8. When increasing or decreasing temperature settings the required temperature indicator will flash until it reaches the required level and then it will stop flashing and the temperature indicator will remain illuminated.
9. After use, press and hold the power button (5) for 2 seconds to turn it off, close the hair straightener and slide the heating plate lock (9) to lock the hair straightener.
10. Travel safety lock (6) should be used when travelling along with the travel bag.

## WARNING

(1) This appliance can be safely used by children aged 8 and above, as well as by persons with reduced physical, sensory, or mental capabilities if proper supervision and instruction is given concerning the safe use of the appliance as well as the hazards involved.

(2) Children should be supervised to ensure that they do not play with the appliance, and they should never attempt to clean or perform maintenance on the appliance without supervision.

(3)  Do not use this appliance near water in bathtubs, showers, basins or other vessels containing water.

(4) Correct Disposal of this product

 This marking indicates that this product should not be disposed with other household wastes throughout the EU. To prevent possible harm to the environment or human health from uncontrolled waste disposal, recycle it responsibly to promote the sustainable reuse of material resources.

## SPECIFICATION

- Input: DC 5V 2A
- Charging time: 2.5 hours
- Power: 22W
- Battery capacity: 4000mAh
- Product weight : 215g

## WHAT'S IN THE BOX:

- Rechargeable Hair Straightener
- Charging Stand
- USB Charging Cable
- Soft Travel Storage Bag
- Manual

230.0 mm



LION D'OR

WIRELESS  
ELEGANCE

RECHARGEABLE HAIR STRAIGHTENER



LION D'OR

WIRELESS  
ELEGANCE

RECHARGEABLE HAIR STRAIGHTENER

TA-2368 rechargeable hair straightener is a new designed hair styling product, which is made of a new type of alloy heating material. The new die-casting method makes the heating film and heating plate perfectly fit together. It also has a smart computer chip built in the PCB motherboard. The novel appearance of the assembly line and the edge of the craft match the multifunctional charging base. All goals are to provide a comfortable feel, precise temperature control, and rapid heat generation.

