

avanca®



RING
MANUAL

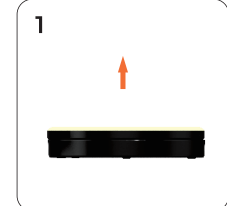
Product specifications:

Folded size: 29x29x5.8 cm
Adjustable height: 58 - 168 cm
Light modes: White/Warm Yellow/
Warm White
Color temperature: 3500 - 6000K

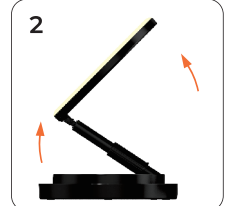
Supports portrait and landscape mode
Power: 5W-10W (MicroUSB)
Voltage: 5V/DC



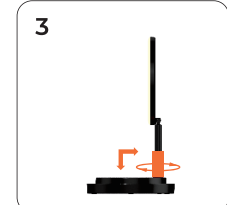
Instruction



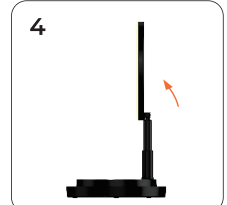
1
Open the Selfie Ring Light by pulling upwards.



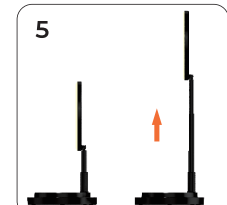
2
Fully open the Selfie Ring Light as shown in the image.




3
Twist the locking mechanism to lock the stand.



4
The Selfie Ring Light is 180° adjustable for the perfect angle.



5
Adjust the height by pulling the stand.



6
Connect the controller to the micro USB port.

avanca®

© 2021, Avanca.
All rights reserved.
Made in China





RING

MANUAL

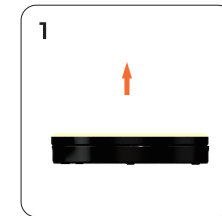
Product specifications:

Folded size: 29x29x5.8 cm
Adjustable height: 58 - 168 cm
Light modes: White/Warm Yellow/
 Warm White
Color temperature: 3500 - 6000K

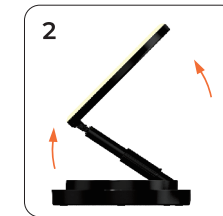
Supports portrait and landscape mode
Power: 5W-10W (MicroUSB)
Voltage: 5V/DC



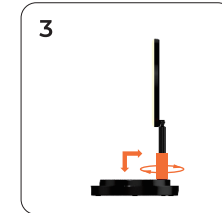
Instruction



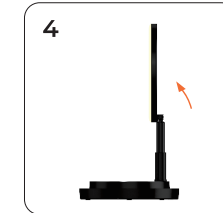
1
 Open the Selfie Ring Light by pulling upwards.



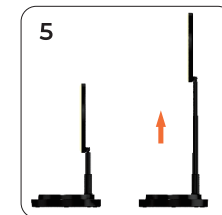
2
 Fully open the Selfie Ring Light as shown in the image.



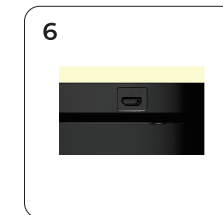
3
 Twist the locking mechanism to lock the stand.



4
 The Selfie Ring Light is 180° adjustable for the perfect angle.



5
 Adjust the height by pulling the stand.



6
 Connect the controller to the micro USB port.

avanca®

© 2021, Avanca.
 All rights reserved.
 Made in China

