

Razer Iskur V2 - COR & QSG

Sku: Generic


Ref 230706 by Geri@Razer

Size 800 x 630 mm

Printing: 2C(Black + P802C), 2 Sided

Material and finish: White cardboard + matte varnish

FRONT



It's time to take your throne.

What you're about to experience is posture-perfect hardcore gaming. To keep you performing at your best, all Razer gaming chairs offer the optimal balance of support and comfort. With a shape and fit that helps you maintain an ideal gaming form, you'll always be in your comfort zone to game on, and on, and on.



Flip this sheet to see the assembly guide or check out the Razer Iskur V2 assembly video by using this link rzt.to/iskur-v2-vid or by scanning the QR code.



Min-Liang Tan
Co-Founder and CEO

THANK YOU FOR CHOOSING RAZER

The dedication we put into engineering high-performance gaming gear extends into after-sales service. Our customer support team is always available to answer any questions or assist you with any troubleshooting.

If you face any problems with your Razer product, **DO NOT** return it to your retailer. Get immediate assistance from Razer Customer Support via support.razer.com



PHONE CALL



LIVE CHAT



EMAIL



CONNECT WITH US



www.razer.com/getstarted

The Razer community is built to connect those who seek the winning edge. Follow our social channels for the latest offerings, exclusive event coverage, and opportunities to score Razer hardware.



LEVEL UP WITH RAZERSTORE REWARDS

BECOME A MEMBER

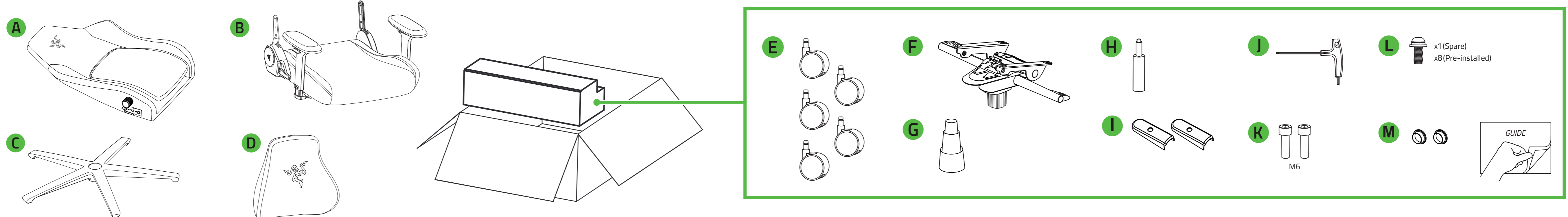
Welcome to a loyalty program that rewards you with Razer Silver when you gear up on **Razer.com**—while unlocking exclusive perks, privileges, and more. Join now and start leveling up with your every purchase.

Available in selected countries.

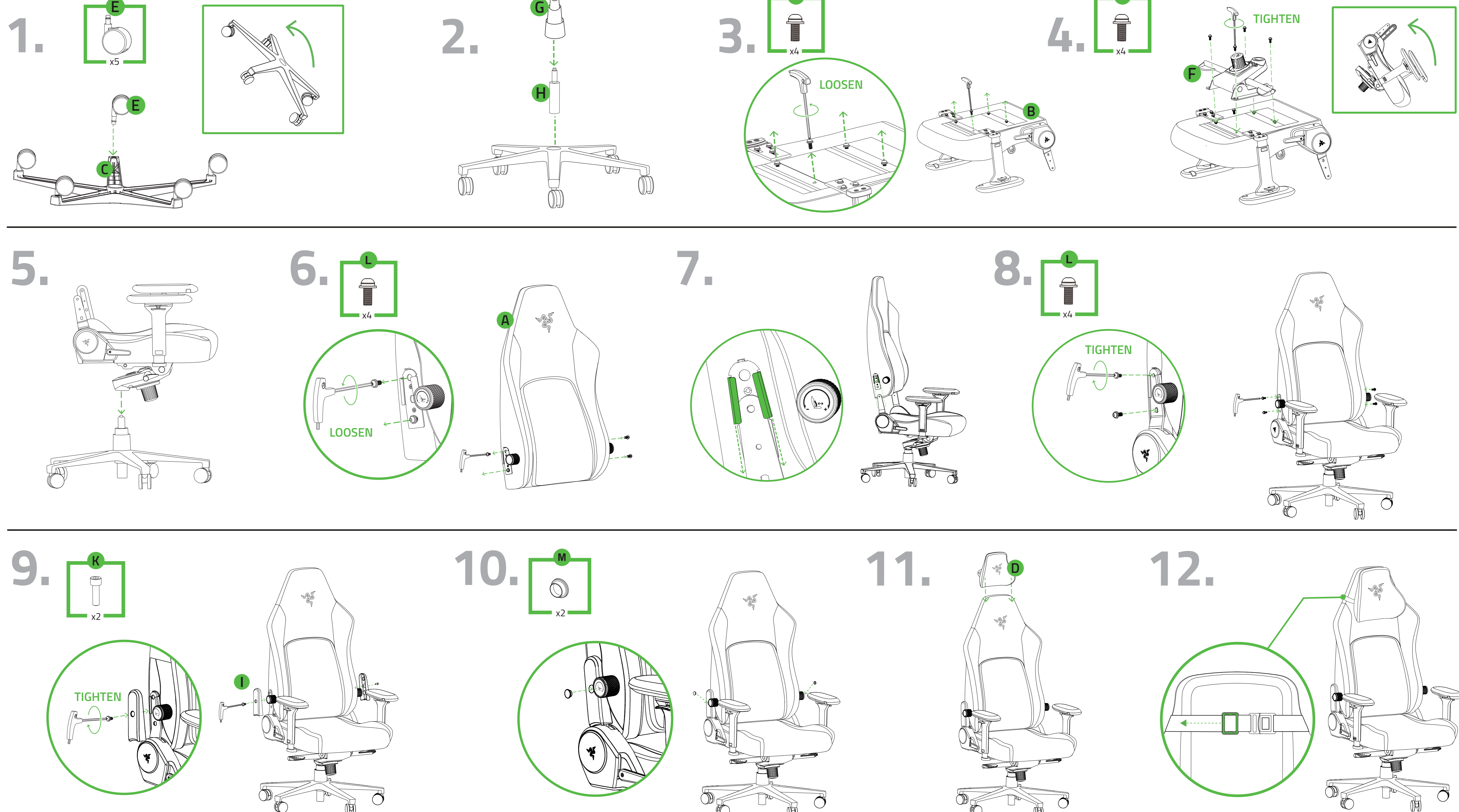
Flip for assembly guide ▶

REAR

WHAT'S INSIDE



ASSEMBLY



Should you have problems operating the Razer Iskur V2 properly and troubleshooting does not work, contact the Razer hotline or go to support.razer.com for assistance. If any parts are missing, broken, damaged, or worn, and your chair is still covered by warranty, we will provide you with replacement parts. Do not use your chair until the parts have been repaired or replaced.

All information stated is correct at the time of print and is subject to change without notice.
© 2023 Razer Inc. All rights reserved. Rev: ST2R-QSG-230706GY