


User Manual

3 in 1 Rotating Display Stand

Φ15cm / Φ18cm / Φ22cm



Thank you for purchasing our products
Please read the user manual carefully before using
the Rotating Display Stand for better enjoying the product

INTRODUCTION

3 in 1 (15cm/18cm/22cm) rotating display stand series products are widely used in supermarket windows, jewelry counters, exhibition and display industries, as well as home and commercial shooting scenes. It can be used as a rotating base for shooting product videos of pictures, and the fastest speed is 8 seconds per turn. It is also very suitable for shooting various short videos. Each type comes with three turntables of different sizes, which are flexible and convenient to replace.

Product Specification

Product Name:	3 in 1 Rotating Display Stand
Model Number:	QM0104721、QM0104722 QM0104723、QM0104724
Product Size:	Φ15cm(Φ18cm/Φ22cm)*H 3.5cm
Max Loading:	10KG
Product weight:	0.65KG
Rotating Speed:	8/15/30s/r
Rotating Angle:	45°/90°/180°
Power Supply Mode:	USB type-c, DC5V 1A
Remote control battery:	AAA battery*2

Power Supply Modes

This product comes with USB cable, compatible with a variety of USB port devices, such as laptop, mobile power supply, socket power supply, etc.

USB charging (with rechargeable battery only)

Battery Charge Indication

This instruction only applies to charging models

The power indications shows red light-battery is being charged.

The power indications lights off-battery is fully charged.

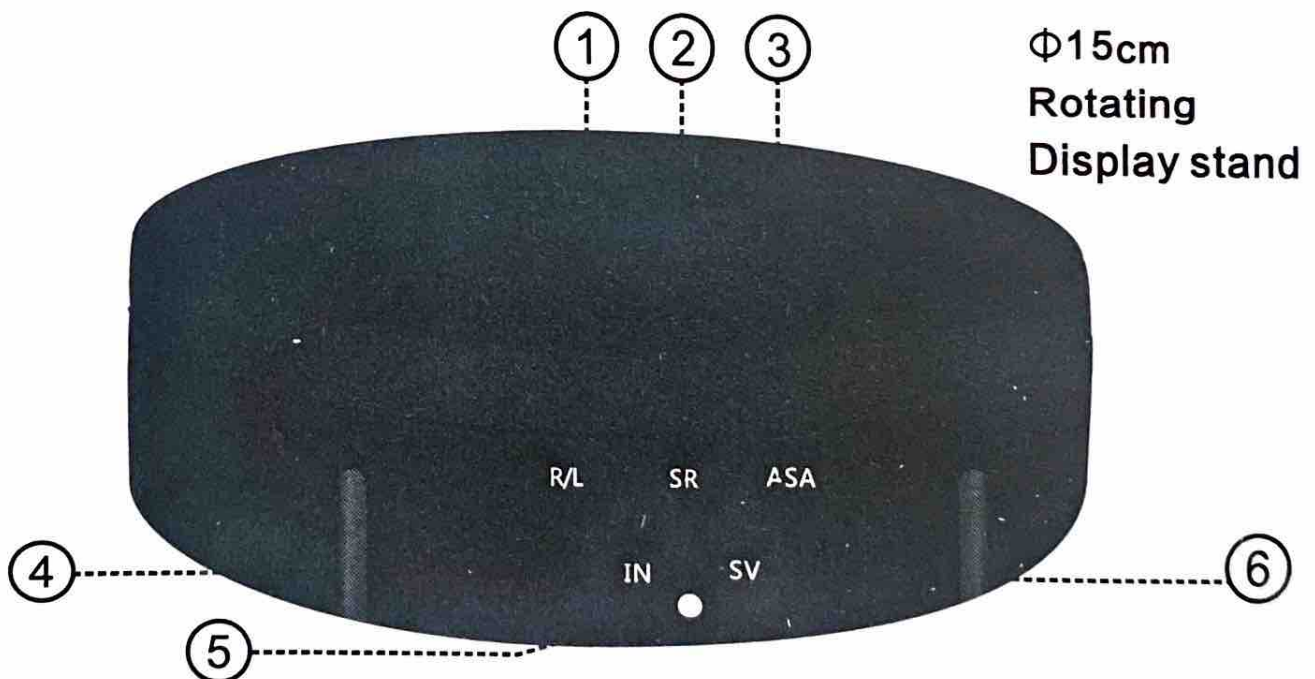
Power-on: Press any buttons to turn on

Instructions for Each keys

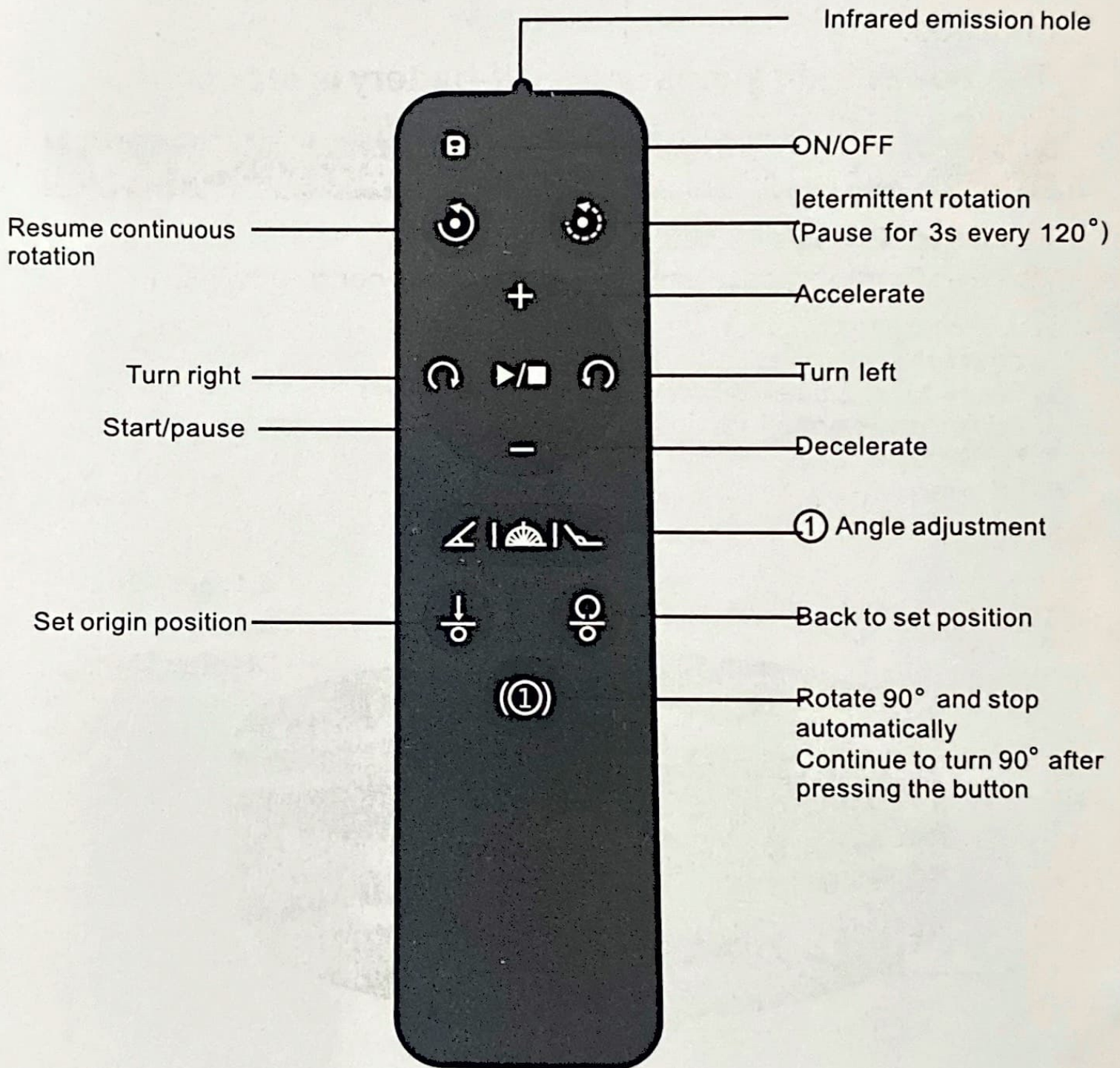
Power-on: Press any buttons to turn on

Power-off: Long press any buttons for 3 second to turn off

1. R/L Button: Direction change(Clockwise or counterclockwise)
2. SR Button: Speed adjustment (8s-15s-30s/r)
3. ASA: Angle adjustment(45°/90°/180°)
4. USB power port
5. Infrared receiving hole
6. Power indicator



Operation of Remote Control



① Rotation Angle back and forth: 45° / 90° / 180°