




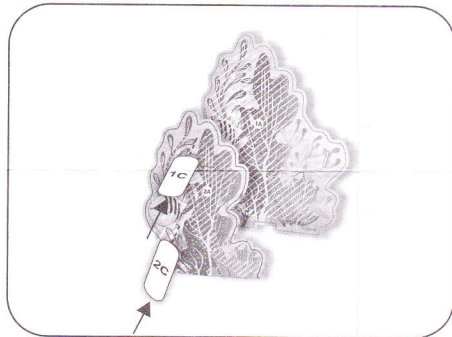
SCAN ME

Art. no. TLM3200674

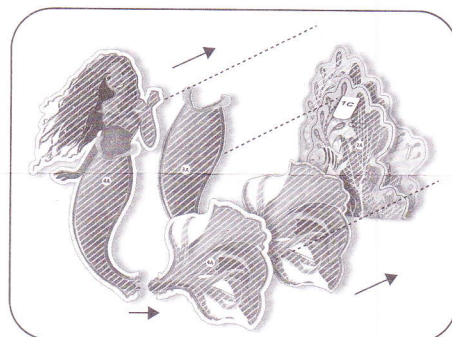


For a more stable structure
use the double sided
stickers(optional)


INSTRUCTIONS



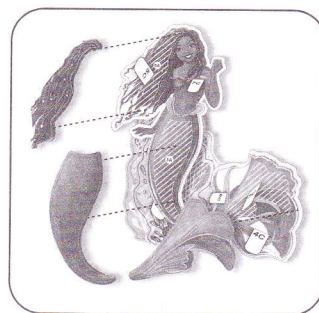
Insert the connectors 1C + 2C
in the corresponding slots in 1A + 2A



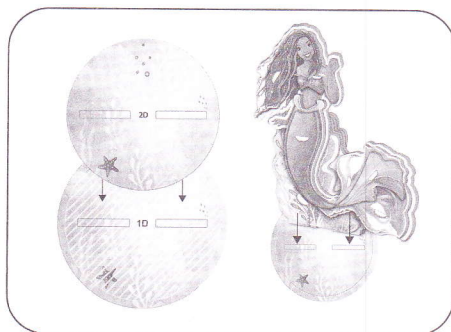
Connect both 4A pieces.
Follow the correct order of the puzzle pieces
2A > 3A > 4A



Place pieces 5A + 6A and insert the
connectors 3C + 4C + 5C + 6C + 7C
in the corresponding slots



Place the next puzzle piece on top
Follow the correct order of the
puzzle pieces 7A > 8A > 9A



Place the 3D puzzle on the base



Enjoy!