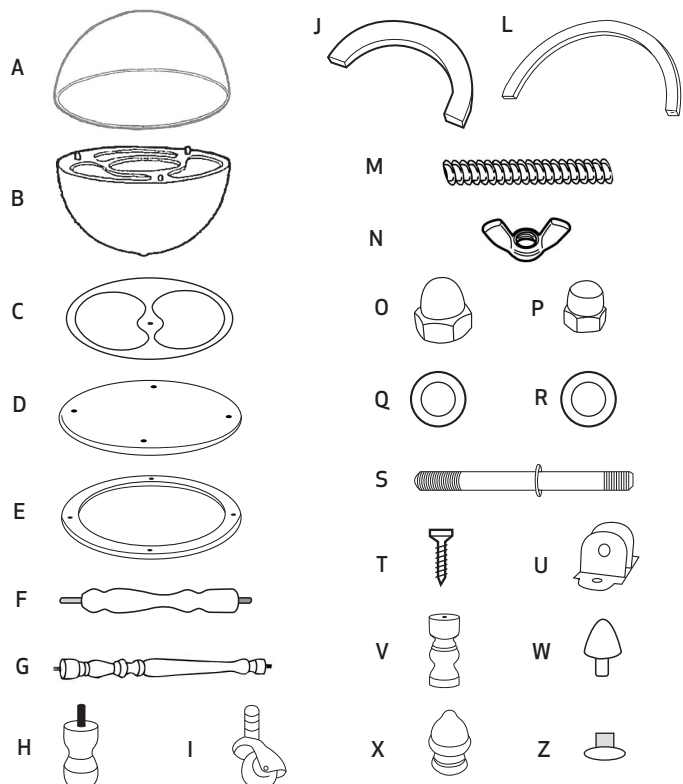


## Elementi / Elements

A	Emisfero Nord	Northern hemisphere	x1
B	Emisfero Sud	Southern hemisphere	x1
C	Volante portabottiglie	Drinks holder	x1
D	Base	Lower base	x1
E	Cerchio equatoriale	Zodiac ring	x1
F	Perno centrale	Long central wooden component	x1
G	Colonna	Wooden leg	x4
H	Piedino	Wooden foot	x4
I	Ruota	Wheel	x4
J	Arco Sud	Southern meridian	x1
L	Arco Nord	Northern meridian	x1
M	Mozzone barra	Threaded rod	x1
N	Dado aletta 8 mm	Wing nut	x1
O	Dado cieco mm 8	Cover nut mm 8	x1
P	Dado cieco 6 mm	Cover nut 6 mm	x2
Q	Rondella zincata 8x17 mm	Zinc-plated washer mm. 8x17	x1
R	Rondella ottone 8x17 mm	Thin brass washer mm. 8x17	x1
S	Perno globo	Globe pin	x1
T	Vite autoflett. 4,8x13	Tapping screw 4,8x13	x2
U	Cerniera metallo	Metal hinge	x1
V	Distanziale	Short central wooden component	x1
W	Nasello	Cap	x3
X	Pomello	Wooden knob	x1
Z	Boccola ottone	Brass bushing	x4







# Mappamondo BAR Minerva

Cod. Z.31

## ISTRUZIONI DI MONTAGGIO FITTING INSTRUCTIONS

### Contenuto scatole interne / Inner box content



Attenzione: conservare l'imballaggio originale in caso di reso  
Attention: in case of return of the product, keep the original packaging

**Zoffoli**  
since 1949



**Istruzioni di manutenzione prodotto**  
**Care instructions**

Per la pulizia si consiglia di utilizzare un panno asciutto. È sconsigliato l'utilizzo di solventi o abrasivi per non alterare la speciale patinatura ottenuta con il procedimento della laccatura a mano. Non esporre il prodotto alla luce diretta del sole.

*This product should be cleaned with dry cloth. Never use any type of solvent or abrasive detergents to avoid altering the special coating obtained with the process of handmade lacquering. Do not expose the product to direct sunlight.*

**Strumenti utili per l'assemblaggio / Useful tools for assembly**

- 1 cacciavite a stella/Philips screwdriver
- 1 chiave da 10 / wrench 10 mm
- 1 pinza / plier

