


# Part number

Ⓐ Additional wings 2PCS



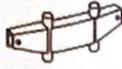
Ⓑ Connector for additional wings 2PCS



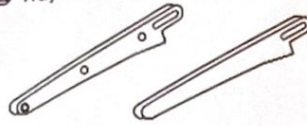
Ⓒ Connector on the top 2PCS




Ⓓ Connector on the middle 4PCS



Ⓔ Tray Parts 12PCS




Ⓕ Base 2PCS



Ⓖ Wheels 4PCS




Ⓗ Tray of pipes 713mm 18PCS



Ⓘ Middle connecting pipes(Stand pipe) 520mm 12PCS



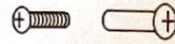
Ⓙ Base connecting pipes 660mm 2PCS



Ⓚ Middle connecting pipes(Horizontal pipe) 680mm 6PCS



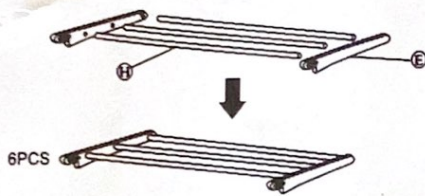
1 12PCS



2 4PCS



## Installation drawing



6PCS

## Finished drawing

