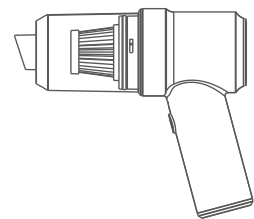


# 35200252说明书LT-117PLUS中性中英文, 420\*65mm,3折,120g铜版纸

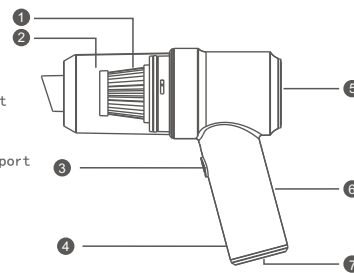


## 使用说明书 User's Manual

LT-117PLUS

### 产品简介/Product introduction

- 1 海帕/Haipa
- 2 集尘仓/Dust bin
- 3 电源开关/power switch
- 4 充电指示灯/Charging indicator light
- 5 出风口/Air outlet
- 6 手柄/Handle
- 7 充电口/Charging port



### 配件/Parts



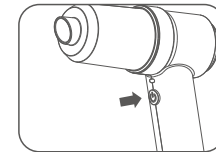
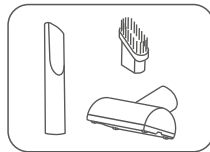
\*此说明书为通用说明书, 具体配件以购买配置为准  
\*This manual is a general manual, and the specific accessories shall be subject to the purchase configuration.

### 使用说明/Instructions

- 连接充电器将电池充满电 (充电线指示灯:【红色】为充电指示灯;【绿色】为充满指示灯)
- 根据使用场合连接相应配件 (配件安装使用)
- 轻按电源开关吸尘器开始工作



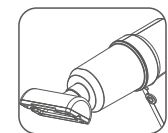
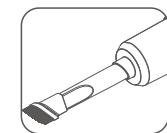
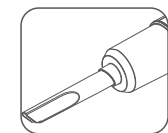
推荐使用5V-2A的适配器/车充进行充电 (电源适配器需自备)



### 配件安装使用/Installation and use of accessories

- 吸嘴: 适合车门、座椅、橱柜边角、抽屉以及烟灰缸等各种缝隙的灰尘清理。
- 毛刷: 集合吸、擦双重功效, 适合各种坐垫、脚垫绒面部位、键盘以及空调出风口等表面的灰尘清理。
- 地板刷: 适合地板、后备箱、床褥、沙发以及各类大面积平整表面的灰尘清理。
- 吹气: 适合救生圈、气球等小型设备的充气, 也可清理窗户、键盘等各种缝隙的细尘, 搭配毛刷可以边擦边吹。

1. Suction nozzle: suitable for dust cleaning of various gaps such as doors, seats, cabinet corners, drawers and ashtrays  
2. Brush: It has the dual functions of suction and wiping. It is suitable for cleaning the dust on the surfaces of various cushions, foot pads, keyboards and air outlets of air conditioners  
3. Floor brush: suitable for dust cleaning of floor, trunk, mattress, sofa and various large-area flat surfaces  
4. Blowing: It is suitable for the inflation of small equipment such as lifebuoy and balloon. It can also clean the fine dust in various gaps such as windows and keyboards. It can be wiped and blown with a brush



### 拆卸清洗/Disassembly and cleaning

- 逆时针旋转尘仓, 将尘仓从机身上取下  
1. Rotate the dust bin counterclockwise to remove the dust bin from the machine body.
- 将尘仓内的海帕过滤网取出, 将垃圾倒入垃圾桶中  
2. Take out the Haipa filter screen in the dust bin and pour the garbage into the trash can
- 如有必要, 可用微湿的抹布或者一次性纸巾清洁尘杯, 过滤网可用水进行冲洗, 水洗后必须彻底晾干后再次使用  
3. The dust cup can be cleaned with a slightly wet rag or disposable paper towel. The filter screen can be washed with water. After washing, it should be thoroughly dried and reused.
- 要重新安装尘仓, 将海帕过滤网放入尘仓, 参照步骤1反方向旋转拧紧即可使用  
4. To reinstall the dust bin, put the HEPA filter screen into the dust bin, rotate and tighten in the opposite direction according to step 1.



### 产品参数/Product parameters

产品名称 Product name	额定电压 Rated voltage	额定功率 Rated power	产品尺寸 Product size	产品重量 Product weight	尘杯容量 Dust cup capacity
无线吸尘器 Wireless vacuum cleaner	7.4V	65W	≈180*158*66mm	≈330g	≈0.1L

### 注意事项/Matters needing attention

- 除非有授权修理人员进行, 否则请勿拆除、维修或改装本产品。
- 请勿在操作本产品时, 遮盖进风口或排风口, 否则产品可能因过热而变形或着火。
- 使用本产品不得吸入燃烧物, 如燃烧中的烟头。
- 请妥善放置好本产品, 勿让小孩接触。
- 请勿用严重腐蚀性的液体清洁本产品, 如那水、油漆等。
- 若吸尘器没有集尘仓及过滤网、破损或部分破损时请勿使用, 并及时更换, 否则会造成产品损坏。
- 充电前请确保开关已关闭, 严禁边充电使用。
- Do not remove, repair or refit this product unless it is carried out by authorized repair personnel.
- Do not cover the air inlet or outlet when operating this product, otherwise the product may be deformed or catch fire due to overheating.
- Please place the product properly and keep it away from children.
- Do not clean the product with severely corrosive liquids, such as Tianna water, paint, etc.
- If the vacuum cleaner has no dust collection bin and filter screen, and is damaged or partially damaged, do not use it and replace it in time, otherwise the product will be damaged.
- Before charging, please ensure that the switch is turned off. It is strictly prohibited to use while charging.

### 售后服务/after-sale service

客户姓名 Name	联系电话 Tel
地址 Address	
产品名称 Product model	购买日期 Purchase date
保修说明 (Warranty Description):	

- 本保修卡请用户妥善保管, 以作保修凭证, 遗失恕不补发。
- 本产品购买之日起三个月内为保修期, 在保修期内, 因产品质量问题, 用户可凭此卡随购机发票或发票复印件, 向我司或当地经销商联系, 由我们负责“三包”。
- 非质量问题, 不在三包内。

### 合格证 certificate

等级: 合格 PASS  
产地: 浙江 Zhejiang  
检验员: NO.005



- This warranty card should be kept by the user as a warranty certificate, and will not be reissued if lost.
- The warranty period is within three months from the date of purchase of this product. During the warranty period, due to product quality problems, the user can use this card with the purchase invoice or a copy of the invoice to contact our company or the local dealer, and the We are responsible for "Three Guarantees".
- Non-quality problems are not included in the Three Guarantees.