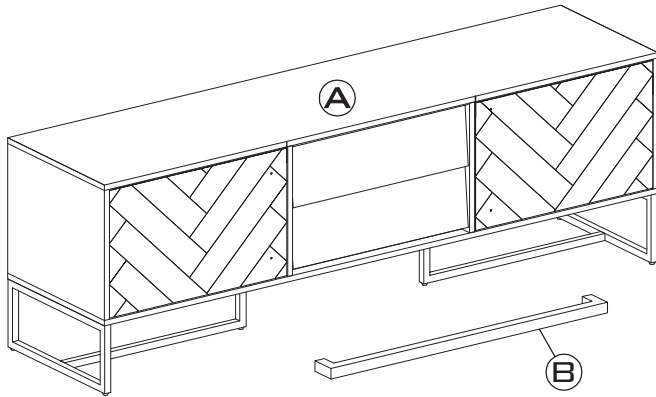



# ASSEMBLY INSTRUCTIONS SIDEBOARD CLASS



## Parts Check List

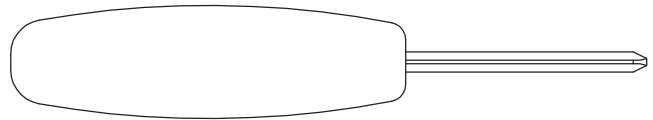
Code	Components	Qty
(A)	BODY	x01
(B)	HANDLE	x02

## Fittings Check List

Code	Description	Qty
01	Dome screw 	x04

- Please do not discard any of the packaging until you have checked all the parts and the packs of fittings.
- Before you begin to assemble your new piece of furniture, please check to ensure that all parts have been supplied.
- Follow instructions closely as deviation from them may void your warranty and present a possible safety risk.
- It is recommended that assembly is done on a soft surface like carpet to avoid any damage.
- Periodically check and re-tighten any fasteners. wipe down all surfaces weekly with a clean cloth. do not clean any surfaces with harsh abrasives or chemicals.

PHILLIPS HEAD SCREWDRIVER TOOL NEEDED  
(NOT INCLUDED)



1.

