




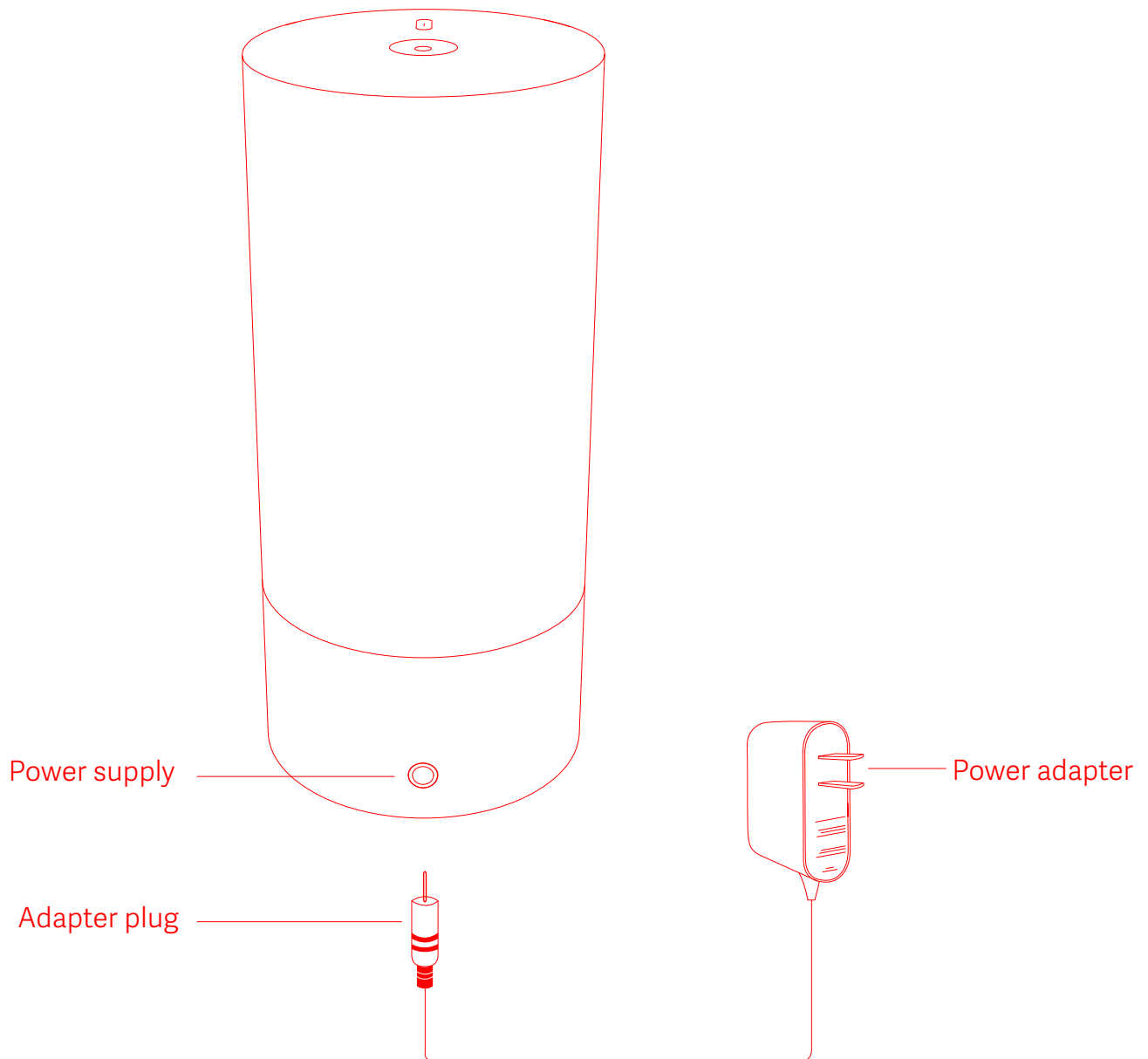
# Mi Bedside Lamp User Manual



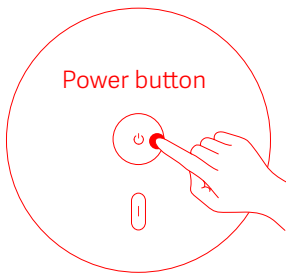
Thank you for choosing Mi Bedside Lamp. High-quality LED lights and professional optical structure combined with the natural light mixing algorithm make Mi Bedside Lamp a perfect companion to your bedside table.

## Instruction

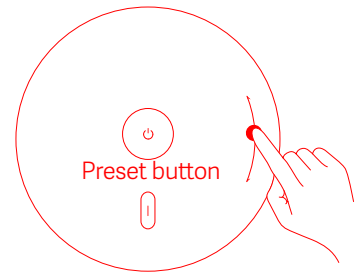
Unpack the lamp and connect the power cord.



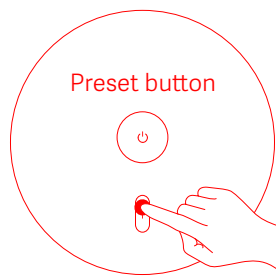
\* Place the lamp on a bedside table.



Press to turn on/off



Slide along the edge to  
adjust brightness



Press to switch between  
color presets

## Install Mi Home App

1. Scan the QR code below or go to App store to download and install Mi Home app.
2. Turn on the lamp, open the app, and follow instructions.

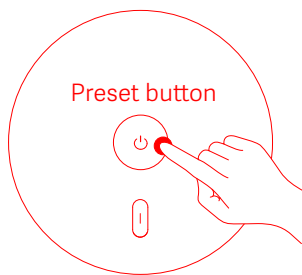


\* Make sure that the Wi-Fi network is available and is able to access the Internet properly.

## Advanced features

### Delayed power off

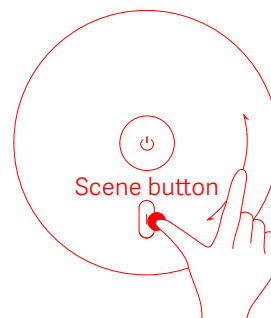
Hold the power button until the light starts breathing, then release.



- \* The lamp will switch off in 15 minutes by default. You can adjust the delay in the Mi Home app.

### Adjusting colors

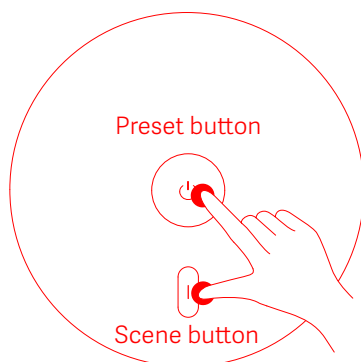
Slide along the edge while holding the preset button to adjust colors.



- \* This action does not change the color presets.

## Factory reset

Press and hold the power button and the preset button simultaneously for 5 seconds. The light will turn red, green, and blue; and the lamp will reboot after that.



- \* Perform the factory reset and connect the lamp again every time you use a new Wi-Fi network.

## FCC Compliance Statement

Any changes or modifications not expressly approved by the party responsible for compliance could void the user's authority to operate the equipment.

This device complies with part 15 of the FCC Rules. Operation is subject to the following two conditions:




(1) this device may not cause harmful interference, and (2) this device must accept any interference received, including interference that may cause undesired operation.

This equipment has been tested and found to comply with the limits for a Class B digital device, pursuant to part 15 of the FCC Rules. These limits are designed to provide reasonable protection against harmful interference in a residential installation. This equipment generates uses and can radiate radio frequency energy and, if not installed and used in accordance with the instructions, may cause harmful interference to radio communications.


However, there is no guarantee that interference will not occur in a particular installation. If this equipment does cause harmful interference to radio or television reception, which can be determined by turning the equipment off and on, the user is encouraged to try to correct the interference by one or more of the following measures:

1. Reorient or relocate the receiving antenna.
2. Increase the separation between the equipment and receiver.
3. Connect the equipment into an outlet on a circuit different from that to which the receiver is connected.
4. Consult the dealer or an experienced radio/TV technician for help.


## Warning

1. Suitability for use "indoors", the related ambient temperature is 77°F.
2. Use the power resource correctly in the door.
3. Cut off the power before opening cover or replacing the bulb.
4. If in any doubt, consult a qualified electrician.
5. Do not put the luminaire on the inclined plane.
6.  For household use only.
7.  Class II luminaire.
8.  Do not dispose of electrical appliances as unsorted municipal waste, use separate collection facilities. Contact your local government for information regarding the collection systems available. If electrical appliances are disposed of in landfills or dumps, hazardous substances can leak into the groundwater and get into the food chain, damaging your health and well-being.
9. If the power cord is damaged, it must be replaced by the manufacturer or a qualified service engineer to avoid any risks to safety.
10. The LED module can not be replaced.
11. Do not disassemble the product. The light-emitting diode may cause damage to your eyes.


## Features



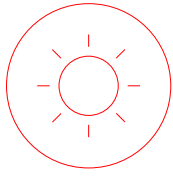
16M colors




Adjustable  
color temperature




Night light



Adjustable brightness




Touch controls




Eye care



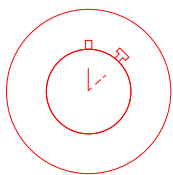
Presets



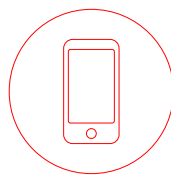
Adjustable colors




Timer



Off-delay timer



Control via app



Firmware updates



## Specifications

Model: MJCTD01YL

Luminous flux: 300 lumens

Color temperature range: 1700-6500 K

Color range: 16 million colors

Life expectancy: 25,000 h

Frequency bands: 2402-2480 MHz

Controls: touch, software

Power factor: 0.5

Rated lamp input: 12 V  $\equiv$  1 A  $\ominus$   $\oplus$

Rated input: 100-240 V~50/60 Hz 0.45 A

Rated power: 10 W (14×0.7 W/LED module)

Maximum output power: 10 W

System requirements: Android 4.4 or iOS 8.0 or later versions

Connectivity: Wi-Fi IEEE 802.11 b/g/n 2.4 GHz, Bluetooth 4.2 BLE

FCC ID: 2ABEU-MJCTD01YL

## **Read this manual carefully before using the product**

---

Go to [www.mi.com](http://www.mi.com) to learn more.

Manufacturer: Qingdao Yeelink Information Technology Co., Ltd. (a Mi Ecosystem Company)

Address: 10F-B4, Building B, International Innovation Park, 1 Keyuan Weiyi Road, Laoshan, Qingdao, Shandong Province, China