

swiss nights

HEATED UNDERBLANKET

READ THE INSTRUCTION CAREFULLY!

Model : TT-AA | 60 Watt 220-240V ~ 50 Hz
Use only with the controller TT-AA

Model : TT-BB | 2 x 60 Watt 220-240V ~ 50 Hz
Use only with the controller TT-BB





Model : TT-EE | 90 Watt 220-240V ~ 50 Hz
Use only with the controller TT-EE

**SHANGHAI BAILAIFU APPLIANCE MANUFACTURE CO., LTD
NO 859, SHENGLONG ROAD, JIUTING TOWN, SONGJIANG
SHANGHAI PRC**

Important Safeguards

When using electrical appliances, in order to reduce the risk of fire, electrical shock, and / or injury to persons, basic safety precautions should always be followed, including the following:

1. Tie this blanket securely.
2. Use this blanket as an underblanket only. Not recommended for futons or similar folding bedding systems.
3. This blanket is not recommended to be used on an adjustable bed. If used on an adjustable bed, check that the blanket or cord can not become caught or rucked.
4. Make sure that the heating area (wire element) on any side of the bed does not hang over the edge of the mattress and that the following instructions that follow are read carefully before using the blanket.
5. Do not use this blanket with a helpless person and infant or a person in sensitive to heat.
6. Do not use with wired area tucked in.
7. Do not tuck in.
8. Do not insert pins.
9. Use only for human use, not for pets
10. Young children should be supervised to ensure they do not play with the appliance.
11. Over long application at the high setting can result in skin irritation or burns.
12. Do not use if moist or wet.
13. Do not use rucked or folded.
14. Keep control unit away from an open window.
15. Be sure that this blanket is used only on an alternating current supply circuit of correct voltage.
16. The flexible power supply and switch must, as far as practicable, be kept outside the bed.
17. Do not switch the power on if the blanket is wet or in a folded state.
18. Switch off at the power outlet and remove plug when this blanket is not in actual use.
19. This blanket must be kept in the fully spread condition at all times during use to avoid overheating. It is imperative that the blanket be frequently inspected to ensure that this condition is being maintained.
20. Bed clothes should not be folded back when the blanket is switched on. Do not leave heavy objects on the bed when the unit is switched on.
21. Arrange the blanket so that it is not beneath pillows and / or bolsters.
22. Do not dry-clean this blanket, Cleaning liquids may have a deleterious effect on the insulation or covering of the heating unit. It is recommended you follow instructions for localized soiling or hand washing if soiling occurs.

- 
- 
- 
- 
23. Persons suffering from bed-wetting should only use product specifically designed for this condition.
 24. If any abnormality or defect in operation of this blanket is observed, discontinue its use immediately and consult the manufacturer or a licensed electrician.
 25. Regularly inspect the supply cord, plug, controller and blanket for any damage. If found damaged in any way, immediately cease use of the blanket and return to Little Elephant or authorized service agent for inspection.
 26. There are no customer serviceable parts inside, Have the blanket serviced by a qualified service agent should the unit require access to internal components.
 27. The blanket must not be used over or under a waterbed.
 28. It is recommended that a qualified and registered person inspect your electric blanket after each 3 years of use.
 29. When storing, fold neatly but not tightly (or roll) in the original packaging without sharp bends in the heating element and store where no other objects will be placed upon it.
 30. Avoid pressing creases into the appliance.
 31. This appliance is for domestic use only .Not intended for use in hospitals.
 32. The installation of a residual current device (safety switch) is recommended to provide additional safety protection when using electrical appliances. It is advisable that a safety switch with a rated residual operating current not exceeding 30mA be installed in the electrical circuit. See your electrician for professional advice.
 33. Clean this blanket only as per instruction supplied with this blanket.
 34. The maximum noise level is less than 70dB according to EN ISO 7779.
 35. This appliance is not intended for use by persons (including children) with reduced physical, sensory or mental capabilities, or lack of experience and knowledge, unless they have been given supervision or instruction concerning use of the appliance by a person responsible for their safety. Children should be supervised to ensure that they do not play with the appliance.
 36. This appliance is not intended for medical use in hospitals
 37. This appliance must not be used by persons insensitive to heat and other very vulnerable persons who are unable to react to overheating.
 38. Children under the age of three are not to use this appliance due to their inability to react to overheating.
 39. The instructions shall state that the appliance is not to be used by young children over the age of three unless the controls have been pre-set by a parent or guardian, or unless the child has been adequately instructed on how to operate the controls safely.

40. This appliance is not intended for use by persons (including children) with reduced physical, sensory or mental capabilities, or lack of experience and knowledge, unless they have been given supervision or instruction concerning use of the appliance by a person responsible for their safety. Children should be supervised to ensure that they do not play with the appliance.
41. When not in use, pack the blanket in its original packaging for best protection and store in a cool, clean and dry location. Avoid pressing sharp creases into the blanket. Only storage after blanket is cold fully.
42. The appliance must be returned to the manufacturer or his agent if the link has reputed.
43. The "1" is the appropriate settings of controls for continuous use of the appliance.
44. The under blanket must use with the relevant controller. (e.g. the under blanket TT-AA must use with the relevant controller TT-AA)




The marking "Warning: Do not use folded or rucked"



The marking "Warning: Do not insert pins"



The marking "Warning: 'Not to be used by very young children (0-3 years)'"



Warning:

The WEEE marking on this product (see right) or its documentation indicates that the product must not be disposed of together with household waste. To prevent possible harm to human health and/or the environment, the product must be disposed of in an approved and environmentally safe recycling process. For further information on how to dispose of this product correctly, contact the product supplier, or local authority responsible for waste disposal in your area.

210 mm



Operation & Controls

The control has Braille markings, which allow for easy temperature adjustment in the dark.

The settings are :

- "1" Gentle Heat
- "2" Medium Heat
- "3" High Heat

There is a neon light which illuminates when the blanket is switched on.

NOTE: Your blanket will shut off no matter which heat settings you place on as timer settings.

You may notice an odour when using the blanket for the first time, due to the insulation material. This is harmless and will subside quickly.

Care & Maintenance

- Do not dry clean
- Do not iron
- Do not machine wash or machine dry

Use only the following instructions:

Before cleaning, ensure the control is set to the "0" Position (OFF) and remove the plug from the wall socket.

The heating wires within the electric blanket are fully water-proof.

Roll up each of the tie tapes before cleaning or storing and secure them to avoid tangling

Spot Cleaning

Sponge the affected area using a luke warm neutral detergent or mild soapy solution. Follow this with a sponging using a clean water solution. Remove any excess water by compressing the wet area between absorbent towel.

Washing

Immerse blanket in light luke neutral for 15 minutes, ensure water temperature lower than 40°

Wash for 2 minutes with luke soapy water. Do not use bleach liquid

- Rinse the blanket thoroughly in clean fresh water
- Unfolded blanket for natural dry clean



210 mm



Drying

Drape the blanket across a clothes line and drip dry.


DO NOT use pegs to secure the blanket in position.

DO NOT dry with a hair dryer or heater.

IMPORTANT: Ensure the controls are in a position that will not allow dripping water to fall onto any part of the controller.

Storage

- When not in use, store as follows
- When not in use, pack the blanket in its original packaging for best protection and store in a cool, clean and dry location.
- Avoid pressing sharp creases into the blanket.
- Only storage after blanket is cold fully.
- When storing the appliance, allow it to cool down before folding
- Do not crease the appliance by placing items on top of it during storage



swiss nights

