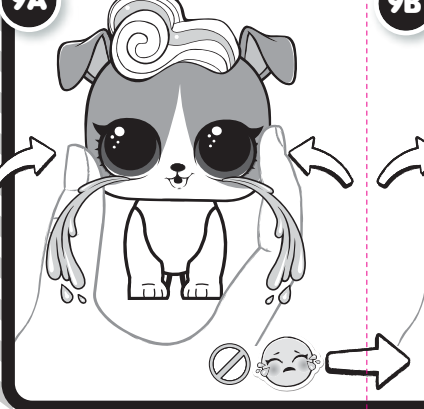



9




9A




9B




9C



9D



10



LILS™

FLUFFY PETS™

GLITTER GLOBE™

EN AGES 3+ ADULT SUPERVISION REQUIRED

WARNING: CHOKING HAZARD—Small parts. Not for children under 3 years.

COLOR-CHANGE

- Cold color change will start at approximately 59°F (15°C), but best results occur if the ice water is chilled to approximately 32°F (0°C) or colder.
- Only certain pets change color.
- Color change will only work on certain parts of the pet's body or accessories. Not all included accessories change color.
- If color change does not work properly or quickly, the temperature of the pet's body may be too close to the temperature of the water.
- Color change temperatures may vary according to weather conditions.
- The color-change effect has a lengthy, but limited lifespan.
- Do not store the pet in direct sunlight for extended periods of time.
- Exposure to sunlight may deactivate color change feature.

IMPORTANT INFORMATION

- Before beginning, cover the play area to protect from possible water damage.
- Wash hands thoroughly before and after use.
- Use as directed. Avoid direct skin contact with the Glitter Snow B.B. powder tablet and glitter mixture. DO NOT PUT MIXTURE IN MOUTH. Keep out of reach of small children. Adult supervision is required.
- Avoid contact with eyes. In case of eye contact, rinse with water thoroughly. If eye irritation persists, seek medical attention.
- Distilled water is recommended for filling the ball.

- When filling and emptying the ball, hold it at an angle.
- Do not fill the ball over 1.15 fl. oz. (35 ml).
- Dissolution of pigments may vary in different environments. Replace the plug properly and shake to achieve best result.
- Do not store water in the ball for extended periods of time. Empty the ball of water and glitter after playing.
- Your pet will either cry, spit, pee, change color, or blow bubbles. Some blow bubbles and change color. Collect them all!
- Remove fluffy hair before feeding the pet or placing the pet in water.
- Fill the bottle and feed the pet around two times.
- Re-apply fluffy hair and mask about 3 times! Sticking fluff on fluff or sticking two adhesives together may affect stickiness. Avoid sticking on surfaces other than the pet.
- Remove any remaining fluffy hair threads if needed.
- Foot stand is removable, as some pets do not fit in the foot stand.
- Do not feed or place the pet in extremely hot water (over 109.4°F/43°C).
- An adult must be present when children are playing with water.
- Squeeze out all water from the bottle and pet after each use.
- Thoroughly drain the pet and ball on a dry towel in a well-ventilated area after use and before storing.
- Air dry only. Do not place in the dryer or subject to excessive heat.
- Dispose of glitter [PET] in the recycle bin.
- Small bowl for bubble feature not included.
- Place ball on display stand to display. Collect Winter Disco LILS™, FLUFFY PETS™ and GLITTER GLOBE™ to build SNOW B.B. Only assemble containers as instructed.
- When building SNOW B.B., logos should be facing the same side.
- Lift the assembled SNOW B.B. from the bottom ball when moving.

www.LOLsurprise.com  
 ©2019 MGA Entertainment, Inc.  
 L.O.L. SURPRISE!™ and FLUFFY PETS™ are trademarks of MGA in the U.S. and other countries. All logos, names, characters, likenesses, images, slogans, and packaging appearance are the property of MGA.



MGA Entertainment, Inc.  
 9220 Winnetka Ave.  
 Chatsworth, CA 91311 U.S.A.  
 (800) 222-4685

MGA Entertainment UK Ltd.  
 50 Presley Way, Crownhill  
 Milton Keynes, MK8 0ES  
 Bucks, UK  
 + 0800 521 558

MGA Entertainment (Netherlands) B.V.  
 Klipperak 201, 2411 ND Bodegraven, NL  
 Tel: +31 (0) 172-758 038  
 E-mail: klantenservice@mga.com

Imported by MGA Entertainment Australia Pty Ltd  
 Suite 2.02, 32 Delhi Road, Macquarie Park NSW 2113  
 1300 059 676

The preferred method of contact for Customer Service is through our e-mail contact form at [www.mgae.com](http://www.mgae.com)

Printed in China  
 0619-1 -E/INT

Read and follow the instructions before beginning. Please keep this manual as it contains important information. Illustrations are for reference only. Styles may vary from actual contents.



