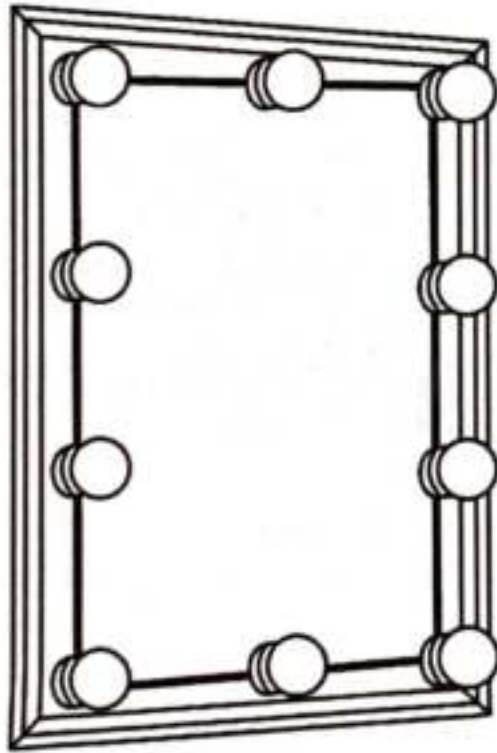


Instructions



USB Power



Beauty forever



Color temperature

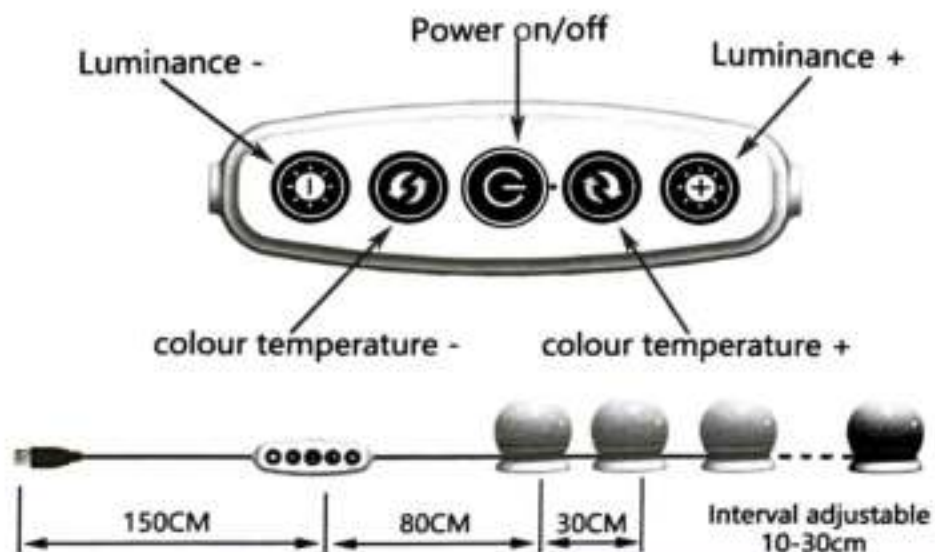


brightness

Meet Different Self

DIY Mirror Front Light

Functional description



Precautions for use

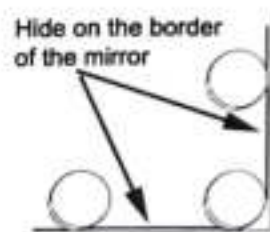
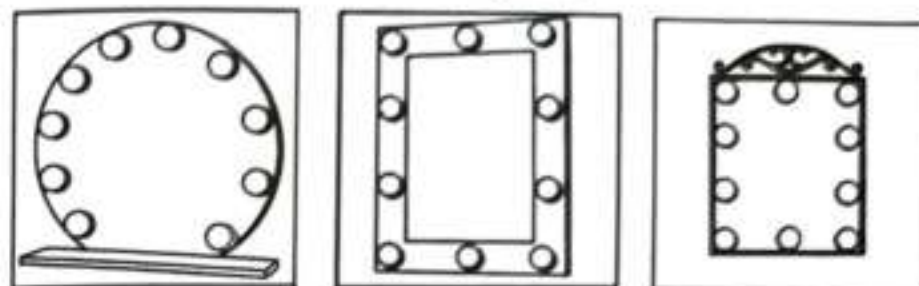
- 1, It is recommended to choose 2A or above USB power adapter, mobile phone charger and other standard USB mobile power can be used.
- 2, The product uses double-sided adhesive paste fixed, requiring installation of the bonding surface must be clean, dry, smooth, can not have rust and oil.
- 3, The wire can be adjusted through the winding between the base slot, and the bulb spacing can be adjusted between 10-30cm.

Reminded: When the bulb is pasted, you must press the product for about 30 seconds, it takes 24 hours to achieve the best adhesive strength.

Meet Different Self

Wisdom in design, Rest assured, Enjoy life

Install reference diagram



Installation steps

- 1, Cosmetic mirror or be installed Surface treatment: should be sticky surface should be dry, clean, no rust, oxidation, grease, dust and other pollutants.
- 2, According to the design of the number of mirrors and bulbs each bulb installation location, note the lamp spacing of up to 30cm, the minimum spacing of about 10cm.
- 3, Remove the product to determine the power and control switch to place the seat is appropriate to determine the first light paste location (with the control switch to connect the first line)
- 4, The bottom of the product double-sided adhesive tape tear off the film, and then affixed to the first lamp position, forced down, so that double-sided adhesive paste better, Make the tape and the bonding surface get full contact.

Thank you for purchasing our company's DIY makeup mirror fill light products, this product supports DIY own home mirror, instantly make their own mirror into a modern fashion makeup with LED Fill mirror.

Product Features:

- 1.The standard USB power supply, safety generic.
- 2.PC soft mask, don't stab the eye
- 3.Concealable wiring, simple and neat
- 4.All transparent lines, beautiful and stylish
- 5.Luminance color temperature adjustable

Product parameters:

Product Name: Vanity Mirror Lights

Bulb size: 45 MM

Power supply: Standard USB 5V 2A or above

LED color temperature: 3200K&6500K

Lamp power: 10W

Material: ABS+ PC

Wisdom in design: It is easy and convenient to use sticker for mirror glass, wood, plastic and metal surface. According to their own unique design DIY installed in the dresser fill light and decoration.

Rest assured dressing: USB low voltage power supply, safe! Multilevel luminance adjustable , suitable for different dressing needs.



Use the installation details see inside pages