

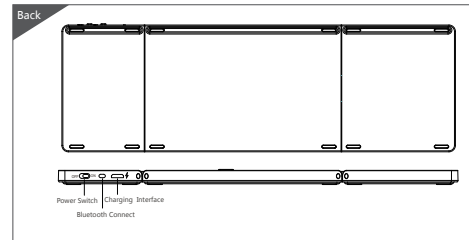
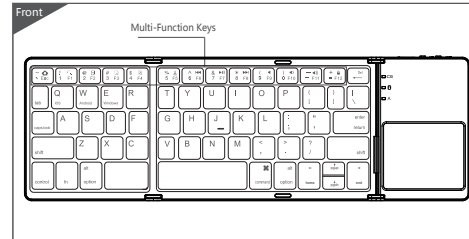
正面

B033

Three Layer Folding Touchpad Keyboard

User' s Manual

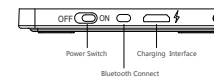
Note: Please read the user manual carefully before you start using this product



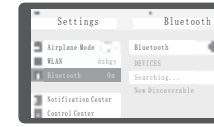
Compatible System

Win /iOS /Android

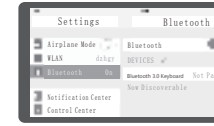
Bluetooth pairing connection



1. Please turn on the power at the side of the keyboard, blue lights up, press the Bluetooth connection button, blue light will twinkle and into the match mode quickly.



2. Open the tablet PC setting "Bluetooth" into searching and pairing state.



3. You will find the "Bluetooth 3.0 Keyboard" and click to next step .



4. According the table PC tips to input the correct password then click "Enter" button.



5. There have a tip for connecting successfully ,you can use your keyboard comfortably .

Remarks : After connecting successfully the next time you don't need match code, just open the Bluetooth keyboard power switch and the tablet PC "Bluetooth." The BT keyboard will search the device and automatic connects.

Product features

IOS/Android		Windows	
Fn+	Corresponding function	Fn+Shift	Corresponding function
~ Esc	Return to Desk	~ Esc	Home
! Q F1	Search	! Q F1	Search
@ F2	Select	@ F2	Select
# F3	Copy	# F3	Copy
\$ F4	Stick	\$ F4	Stick
% F5	Cut	% F5	Cut
^ F6	Pre-Track	^ F6	Pre-Track
& F7	Play/Pause	& F7	Play/Pause
* F8	Next	* F8	Next
(F9	Mute	(F9	Mute
) F10	Volume-) F10	Volume-
- F11	Volume+	- F11	Volume+
+ F12	Lock	+ F12	Lock

背面

Technical Specifications

Keyboard size : 304.5X97.95X8mm(Open)	Use touchpad the working current : <8.63mA
Touchpad size : 54.8X44.8mm	Use key the working current : <3mA
Weight : 197.3g	Standby current : 0.25mA
Working distance : <15m	Sleep current : 60µA
Lithium battery capacity : 140mAh	Sleep time : Ten minutes
Working voltage : 3.7V	Awaken way : Arbitrarily key to awaken

Touchpad Functions

	One finger click - left mouse		Two finger click - right mouse
	Two finger slide - mouse wheel		Two finger stretch - Zoom
	Three finger click - win + s combination key (Open the Cortana)		Three finger slid/right slid the left- Active window switch
	Three finger slid up - win + Tab combination key (Open the browser window)		Three finger slid down - Win + D combination key (return back to Windows start menu)

Note: no touchpad function for the device under the IOS system

Status Display LED

- Connect : Open the power switch, blue lights up, press the connect button, blue light twinkles.
- Charging : Indicator light will be on red, after fully charging, the light crush out.
- Low Voltage Indication : When the voltage is below 3.3 V, red light twinkles.

Remarks: In order to prolong the life span of the battery, when you do not use the keyboard for a long time, please switch off the power.

Troubleshooting

Please contact the after-sales service.

Copyright

It is forbidden to reproduce any part of this quick start guide without the permission of seller.

Safety instructions

Do not open or repair this device, Do not use the device in a damp environment. Clean the device with a dry cloth.

Warranty

The device is provided with one-year limited hardware warranty from the purchase day.

Keyboard Maintenance

1. Please keep the keyboard away from liquid or humid environment, saunas, swimming pool, steam room and don't let the keyboard get wet in the rain.
2. Please don't expose the keyboard at too high or too low temperature condition.
3. Please don't put keyboard under sun for a long time.
4. Please don't put keyboard close to the flame, such as cooking stoves, candles or fireplace.
5. Avoid sharp objects scratching products, timely to recharge products to ensure the normal use.

FAQ

1. The tablet PC can't connect the BT keyboard ?
 - 1) At first check the BT keyboard is into match code state, then open the table PC Bluetooth searching.
 - 2) Checking the BT keyboard Battery is enough, the battery low is also lead to can't connect, you need charge.
2. The keyboard indication light always flashing when use?

Keyboard indication always flashing when use, is means the battery will be no power , please charge the power as soon as possible.
3. The table PC display BT keyboard is disconnect?

The BT keyboard will into dormant to save the battery after some time later no use; press any key the BT keyboard will be awaken and working.

Warranty Card

User information

Company or personage full name

Contact address _____

TEL _____ Zip _____

The purchased product name and model NO.

Purchased date _____

This reason due to the product broken and damage is not include on the warranty.
 (1) Accident, misuse, improper operation, or any unauthorized repair, modified or removed
 (2) Improper operation or maintenance, when operation violation of the instructions or connection unsuitability power supply.

