


Smart LED Strip Lights

User Manual



Bluetooth Control



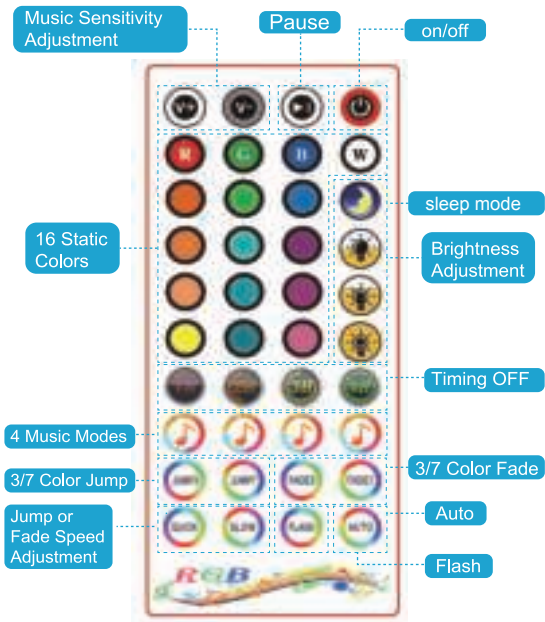
RGB 5050



Music Sync



Timing



The scroll button

4 music modes

Switch colors



Built-in high-sensitivity microphone, the colors will sync with music

Super viscosity
no degumming



Unique buckle design makes
the connection become more stronger



Humanized buckle design
makes the connection stronger



Download and Install the “ Lotus Lantern ” APP

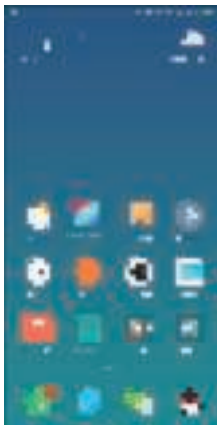


Scan the QR-Code to download the APP or search for “ Lotus Lantern ” on Google Play or APP store to download it.

This APP support Android 4.3 above / IOS 8.0 above.

APP Operation

Click the LotusLantern APP icon



Click “Allow” to enable your Bluetooth.




Switch to color and brightness interface:



Click to show the lamp list

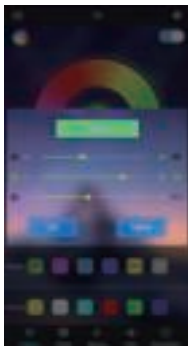
Bluetooth auto connect after searching for devices

Lamp list




Status of device connection

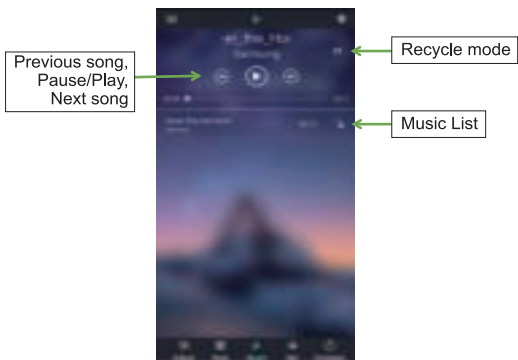
Click to RGB manual adjustment



Switch to the Style Modes




Switch to the Music Mode



Switch to the microphone Mode

Music rhythm
through cell phone
microphone



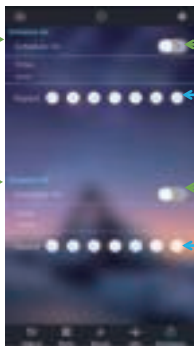
Switch phone
microphone and
external
microphone

4-Style rhythm

Adajust the
sensitivity of MIC
to match the
sound

Switch to the schedule Mode


Set the time of
Light-ON/OFF



Enable or disable
the Light-ON/OFF
function

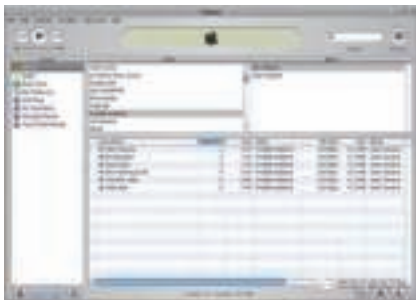
Repeat setting
No selection for
once Light-ON/OFF

Switch to the modify pin sequence



Download local music on Iphone

1. Install iTunes software on your computer(Apple or Windows)
2. Log in to iTunes with the same Apple ID account on Iphone
3. Use iTunes to import downloaded music files on your computer
4. The imported music files will be synchronized to Iphone in real time
- 5,Restart Lotuslantern and switch to Music mode to see the newly imported music files



Download local music on Android phone

1. Android phones use music players to download songs or copy songs from computers to mobile phones
2. Restart Lotuslantern and switch to Music mode to see the newly imported music files

Product Parameters:

- Product Name: Smart LED strip light
- LED Type: 5050 RGB
- LED Quantity: 300 LEDs x 2
- Output Power: 40W
- Input Voltage: AC85V-265V
- Output Voltage: DC 12V
- Remote Distance: Within 10M
- Working Temperature: -20℃ - +45℃
- Waterproof: NO

How to connect the LED Strip Lights?



Features:

1. Adjust the brightness and color temperature for both colorful LED strips and monochrome LED strip.
2. There are 28 style modes that keep the one solid color or make color change automatically and would keep changing even the phone is disconnected with the strip lights.
3. In the music mode, the colors of strip lights change automatically according to the rhythm of music which is absolutely amazing.
4. In the Mic mode, Colors are automatically adjusted based on ambient sound, the phone Mic or External Mic can be chosen.
5. In the schedule mode, 24Hours/7Days timer setting allows you to choose when and which days you want the light ON/OFF.