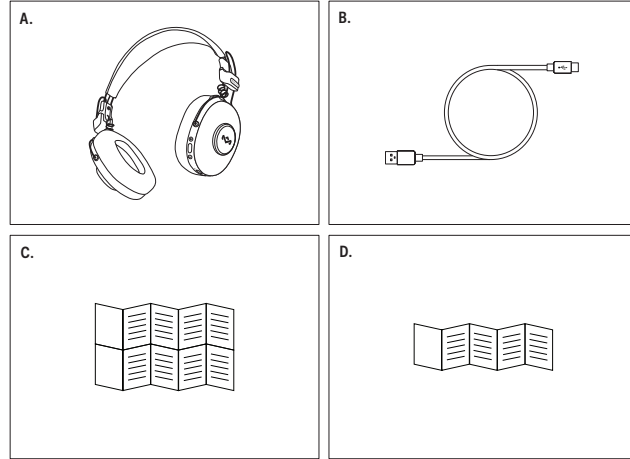




POSITIVE VIBRATION FREQUENCY QUICK START GUIDE

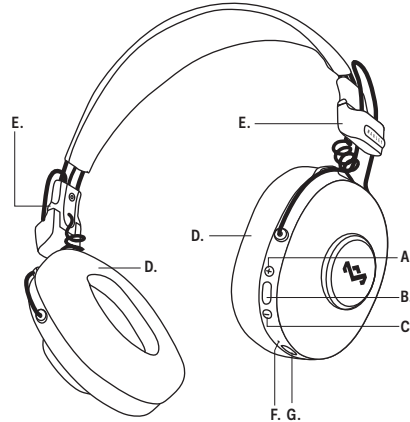
GUIDE DE DÉMARRAGE RAPIDE
GUÍA DE INICIO RÁPIDO
GUIDA DI RIFERIMENTO RAPIDO
KURZANLEITUNG
SNELSTARTGIDS
PANDUAN MULAI CEPAT
クイックスタート ガイド
快捷使用説明
빠른 시작 가이드

Inside the Box / L'intérieur du carton / Dentro de la caja / In der Verpackung / All'interno dell'imballaggio / In de doos / Di Dalam Kotak / 盒内物品 / セット内容



- A. Headphones
- B. Charging Cable USB-C to USB-A
- C. Quick Start Guide
- D. Warranty Information

Components + Charging / Composants + Charge / Componentes + Carga / Komponenten + Aufladen / Component + Carica / Componenten + Opladen / Komponen & Pengisian Daya / 組件 + 正在充電 / 品目 + 充電中



- A. Volume Up/Track Forward
- B. Power On/Power Off + Play/Pause + Make/End Phone Calls
- C. Volume Down/Track Backward
- D. Removable Earcups
- E. Headband Adjustment
- F. LED Indicator
- G. USB-C Charging Port

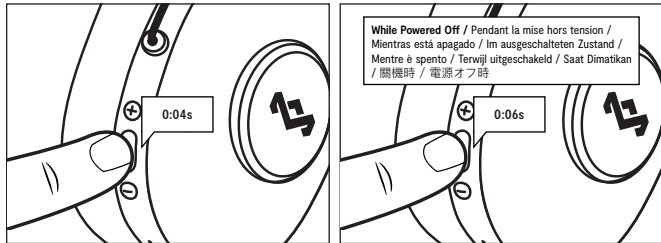
Status

- Low Power
- Charging
- Pairing Mode
- Bluetooth® Reconnect
- Bluetooth® Connected
- Phone Call

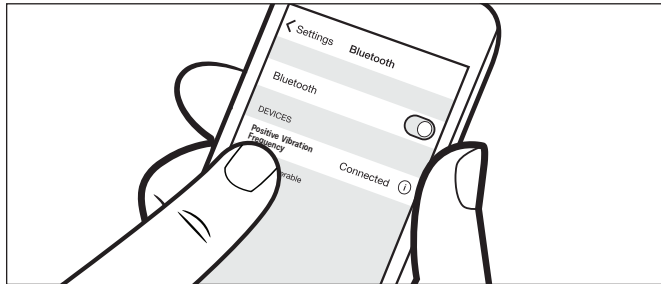
LED Indication

- Blinking
- On
- Fast Blinking
- Slow Flash
- Slow Flash
- Fast Blinking

Power On/Off / Allumer/Eteindre / Encendido/Apagado / Ein/Aus / Accensione/Spegnimento / Aan-/Uitzetten / Daya Nyalakan/Mati / 電源開/關 / 電源 ON/OFF



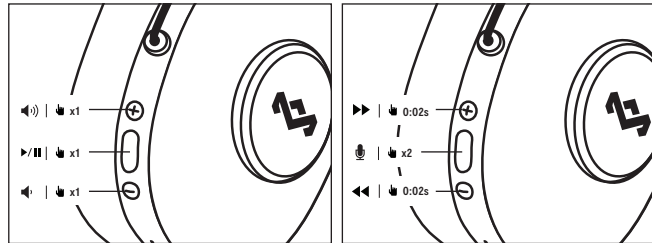
Pair Device / Coupler Appareil / Vincular Dispositivo / Mit Gerat Kopplen / Accopia Dispositivo / Met apparaat koppelen / Memasangkan Perangkat / 配對設備 / デバイスのペアリング



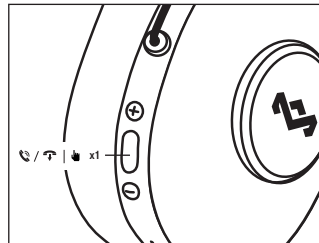
Pair New Device / Coupler Nouvel Appareil / Vincular Nuevo Dispositivo / Mit Neum Gerat Koppeln / Accoppia Nuovo Dispositivo / Met Nieuw Apparaat Koppelen / Memasangkan Perangkat Baru / 配對新設備 / 新規デバイスのペアリング



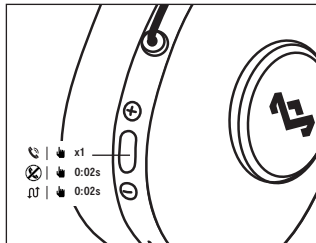
Music Control / Controle de la Musique / Control de la Musica / Kontrolle der Musik / Controllo della Musica / Muziekbediening / Kontrol Musik / 音樂控制 / ミュージックコントロール



Make/End Phone Calls / Repondre/Fin / Responder/Colgar / Annehmen/Beenden / Risposta/Fine / Telefoongesprekken voeren/beëindigen / 撥打 / 結束電話 / 전화 걸기 / 끊기 / 通話의 開始 - 終了



Accept/Reject Phone Calls / Répondre/rejeter un appel / Cómo aceptar/rechazar llamadas telefónicas / Annehmen/Ablehnen von Telefonanrufen / Accettare/Rifutare telefonate / Telefoongesprekken aannemen/weigeren / 接聽/ 拒接來電 / 전화 통화 수락/거절 / 通話를 受ける / 拒否する



Full instruction and warranty details can be found at <https://www.thehouseofmarley.com/customer-support/instruction-books>

Para obtener libro de instrucciones, detalles de garantía y excepciones, visite <https://www.thehouseofmarley.com/customer-support/instruction-books>

Pour les informations complètes et les exceptions, rendez-vous sur <https://www.thehouseofmarley.com/customer-support/instruction-books>

Weitere Informationen und Ausnahmen erhalten Sie hier <https://www.thehouseofmarley.com/customer-support/instruction-books>

Per maggiori informazioni visitare il sito <https://www.thehouseofmarley.com/customer-support/instruction-books>

Komplette anvisninger og oplysninger om garanti kan findes på <https://www.thehouseofmarley.com/customer-support/instruction-books>

Teljes útmutató és garanciafeltételek: <https://www.thehouseofmarley.com/customer-support/instruction-books>

Pełna instrukcja i warunki gwarancji są dostępne na stronie: <https://www.thehouseofmarley.com/customer-support/instruction-books>

Úplné pokyny a detaily záruky nájdete na <https://www.thehouseofmarley.com/customer-support/instruction-books>

Правила и условия гарантии полностью изложены по адресу <https://www.thehouseofmarley.com/customer-support/instruction-books>

De volledige handleiding en garantiegegevens kunnen hier worden gevonden: <https://www.thehouseofmarley.com/customer-support/instruction-books>

Fullstendige instruksjoner og garantiedetaljer kan finnes på <https://www.thehouseofmarley.com/customer-support/instruction-books>

Täydelliset ohjeet ja takuu löytyvät osoitteesta <https://www.thehouseofmarley.com/customer-support/instruction-books>

Fullständiga instruktioner och garantiinformation finns på <https://www.thehouseofmarley.com/customer-support/instruction-books>

Μπορείτε να βρείτε πλήρεις οδηγίες και λεπτομέρειες για την εγγύηση στη διεύθυνση <https://www.thehouseofmarley.com/customer-support/instruction-books>

Instruções completas e informações da garantia podem encontrar-se em <https://www.thehouseofmarley.com/customer-support/instruction-books>

Talimat ve garanti detaylarını tamamina adresinden erişebilirsiniz <https://www.thehouseofmarley.com/customer-support/instruction-books>

如需查看完整说明和质保详情，请访问 <https://www.thehouseofmarley.com/customer-support/instruction-books>

如需完整說明與保固詳情，請瀏覽 <https://www.thehouseofmarley.com/customer-support/instruction-books>

取扱説明書の全文および保証内容の詳細は <https://www.thehouseofmarley.com/customer-support/instruction-books>

をご覧ください。 자세한 설명과 품질보증서 세부사항은 <https://www.thehouseofmarley.com/customer-support/instruction-books>

에서 확인할 수 있습니다. <https://www.thehouseofmarley.com/customer-support/instruction-books>

<https://www.thehouseofmarley.com/customer-support/instruction-books>

POSITIVE VIBRATION FREQUENCY QUICK START GUIDE

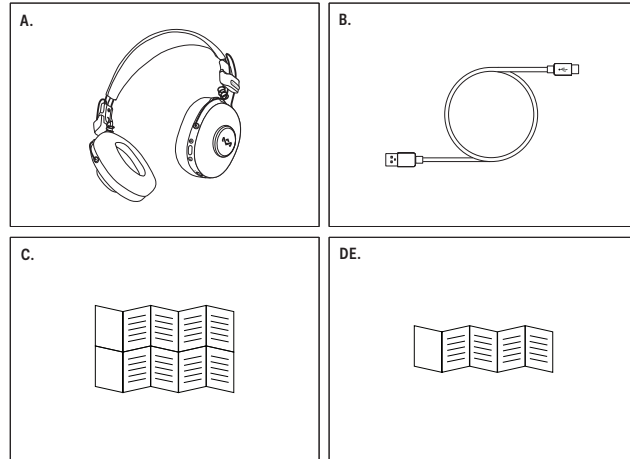
HouseofMarley.com



BOB MARLEY™
MARLEY™
BOBMARLEY.COM

©Fifty-Six Hope Road Music Ltd., 2017-2023.
Right of Publicity and Persons Rights.
Fifty-Six Hope Road Music Ltd. EM-JH435D / EM-JH43CP / EM-JH43RA
Marley, the Marley logo, Bob Marley and the Bob Marley logo are registered trademarks of Fifty-Six Hope Road Music Limited and any use of such marks by The House of Marley is under license. The Bluetooth® word mark and logo are registered trademarks owned by Bluetooth SIG, Inc. and any use of such marks by The House of Marley is under license.

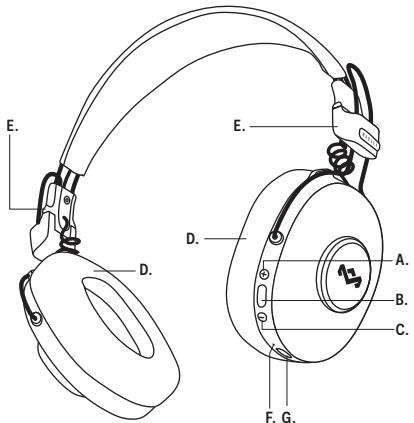
박스 내용물



- A. 헤드폰
- B. 충전 케이블 USB-C - USB-A
- C. 빠른 시작 가이드
- D. 보증 정보

Positive Vibration Frequency / Bluetooth® 헤드폰

구성품



- A. 볼륨 크게/앞으로 이동
- B. 전원 켜짐/전원 꺼짐 + 재생/일시정지 + 전화 걸기/끊기
- C. 볼륨 작게/뒤로 이동
- D. 분리형 이어컵
- E. 헤드밴드 조정
- F. LED 표시등
- G. USB-C 충전 포트

상태

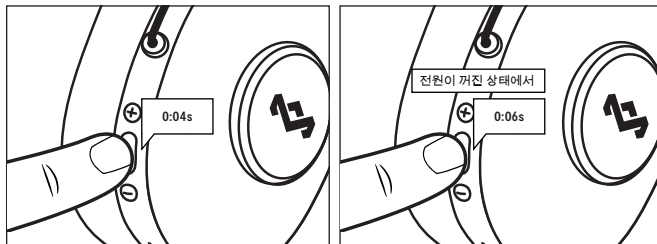
- 🔋 배터리 부족
- 🔌 충전 중
- 📶 페어링 모드
- 📶 Bluetooth® 연결되지 않음
- 📶 Bluetooth® 연결됨
- ☎ 전화 통화

LED 표시등

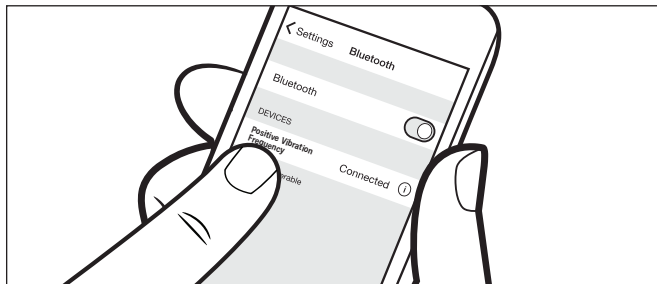
- 🔴 깜박임
- 🔴 켜짐
- 🔴📶 빠르게 깜박임
- 🟡📶 느리게 깜박임
- 🟢📶 느리게 깜박임
- 🟢 빠르게 깜박임

빠른 시작 가이드

전원 켜짐/꺼짐



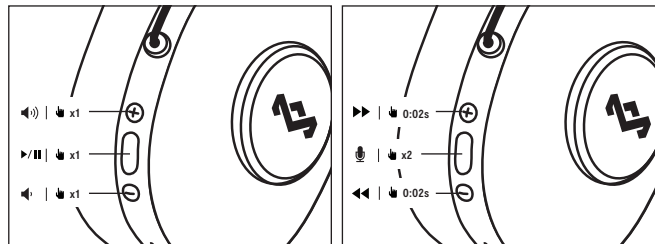
기기 페어링



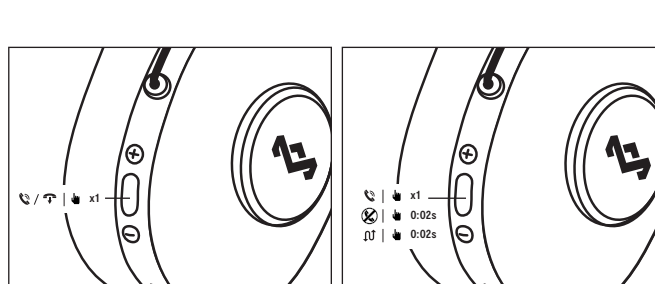
빠른 시작 가이드

새 기기 페어링

음악 제어



전화 걸기/끊기



빠른 시작 가이드

Compliance Info / Conformité / Conformidad / Beachtung / Conformità / Nalevingsinformatie / Info Kapatuhan / 合規信息 / コンプライアンス情報 / 규정 준수 정보

POSITIVE VIBRATION FREQUENCY

READ ALL INSTRUCTIONS BEFORE USE AND SAVE THESE INSTRUCTIONS FOR FUTURE REFERENCE.
This equipment has been tested and found to comply with the limits for a Class B digital device, pursuant to part 15 of the FCC Rules. These limits are designed to provide reasonable protection against harmful interference in a residential installation. This equipment generates, uses, and can radiate radio frequency energy and, if not installed and used in accordance with the instructions, may cause harmful interference to radio communications. However, there is no guarantee that interference will not occur in a particular installation. If this equipment does cause harmful interference to radio or television reception, which can be determined by turning the equipment off and on, the user is encouraged to try to correct the interference by one or more of the following measures:
- Reorient or relocate the receiving antenna.
- Increase the separation between the equipment and receiver.
- Connect the equipment into an outlet on a circuit different from that to which the receiver is connected.
- Consult the dealer or an experienced radio/TV technician for help.

This device complies with FCC radiation exposure limits set forth for an uncontrolled environment. This device complies with Part 15 of the FCC Rules. Operation is subject to the following two conditions: (1) this device may not cause harmful interference, and (2) this device must accept any interference received, including interference that may cause undesired operation.

WARNING:
For Australia and New Zealand for charging this equipment, only use Australian approved detachable power supply unit with the output ratings of 5V DC, 500 mA.

FCC RF EXPOSURE STATEMENT:
This transmitter must not be co-located or operating in conjunction with any other antenna or transmitter. This device complies with FCC radiation exposure limits set forth for an uncontrolled environment.

CAUTION!
Any changes or modifications not expressly approved by the party responsible for compliance could void the user's authority to operate the equipment.

ISED STATEMENT: This device complies with Innovation, Science, and Economic Development Canada license-exempt RSS standard(s). Operation is subject to the following two conditions: (1) this device may not cause interference, and (2) this device must accept any interference, including interference that may cause undesired operation of the device. This Class B digital apparatus complies with Canadian ICES-003.

ISED RF EXPOSURE STATEMENT:
The device is compliant with RF exposure guidelines, users can obtain Canadian information on RF exposure and compliance.
End user must follow the specific operating instructions for satisfying RF exposure compliance.

The portable device is designed to meet the requirements for exposure to radio waves established by the Federal Communications Commission (USA).
LE PRÉSENT APPAREIL EST CONFORME
Ce produit est conforme aux limites d'exposition aux RF, les utilisateurs peuvent obtenir les informations concernant l'exposition aux radiofréquences et la conformité.

BATTERY REPLACEMENT STATEMENT IN EUROPE / AUSTRALIA
Your Positive Vibration Frequency includes a rechargeable battery designed to last the lifetime of the product. In the unlikely event that you should require a replacement battery, please contact Consumer Relations who will supply details of the warranty and out-of-warranty replacement battery service.

