



ELECTRIC TURNABLE WAFFLE MAKER SMILEY HEARTSHAPE



ART. NO. : 09374190

DIMENSIONS : H26 x L44 x W35 CM


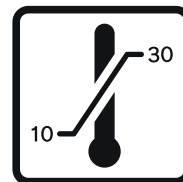


QUANTITY : 1

GROSS WEIGHT : 8.0 KG

SERIAL :

NET WEIGHT : 7.5 KG

CARTON : /



WWW.MAXIMAKITCHENEQUIPMENT.COM - INFO@MAXIMAKITCHENEQUIPMENT.COM

SPANGENBERG INTERNATIONAL B.V. - NIJVERHEIDSWEG 19F - 3641 RP MIJDRECHT - THE NETHERLANDS - +31 (0) 297 253 969