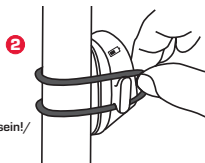
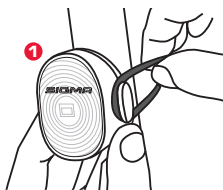


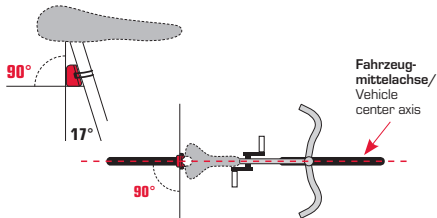
MONTAGE / MOUNTING



Die Lichtverteilung darf nicht verdeckt sein!
Do not cover the rear light!



AUSRICHTUNG / ALIGNMENT

Abschlussseite der Schlussleuchte senkrecht zur Fahrbahn und rechtwinklig zur Fahrzeugmittellachse / Final side of the tail lamp perpendicular to the roadway and at right angles to the vehicle center axis



MODUS / MODE

ON/OFF

-  1 x click = on
-  + 1 x click = off



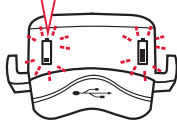
unten/bottom

BATTERIESTATUS/
BATTERY CONTROL



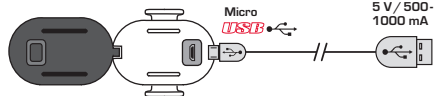
oben/top

Wenn die LED leuchtet,
dann umgehend aufladen!
If light appears,
please charge!



oben/top

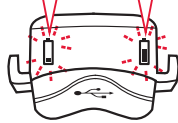
LADEVORGANG / CHARGING



Achten Sie bitte darauf, dass die Abdichtung stets korrekt verschlossen ist/
Please always keep the silicone plug closed after charging.




Nach dem Ladevorgang
erlöschen beide
Indikatoren./
Both indicators will go
out after charging



oben/top

Art.-Nr. 18552



LADEGERÄT + MICRO USB KABEL
CHARGER + CHARGING CABLE MICRO-USB

Art.-Nr. 18553



MICRO USB KABEL
CHARGING CABLE MICRO-USB

 **SIGMA**[®]
GERMANY



USB
CHARGING

USB CABLE
INSIDE

NUGGET II

SIGMA-ELEKTRO GmbH

Dr. -Julius -Leber -Straße 15
D-67433 Neustadt / Weinstraße

SIGMA SPORT USA

1860B Dean St.
St. Charles, IL 60174, U.S.A.

SIGMA SPORT ASIA

4 F, No.192, Zhonggong 2nd Rd.,
Xitun Dist., Taichung City 407, Taiwan

